



The Tampa Bay Fly Fishing Club

www.tbffc.org

Next Meeting: Wednesday, August 6, 2008, 6:00 p.m.

Location: Compton Park Recreation Center, Tampa Palms (See below for Directions)

Speaker

Capt. Randy DuMars

Captain Randy is a lifelong fisherman and enjoys fishing the beautiful waters of Central Florida. He spends countless hours fishing in his spare time to hone his skills and find the best fishing spots in both fresh and salt water. He fishes from a 22 foot Shearwater Bayboat with a 150HP Yamaha outboard motor. Captain Randy has a great sense of humor, so should make us all smile.

Randy is one of only two guides that have access to Florida ponds holding Barramundi, also known as the Australian Snook. These fish have the Potential to reach 100 plus pounds. After you learn how to catch these fish, you will be ready for your next trip to Australia, or at least to St Cloud Florida.



Featured Fly Tyer

Layne "Smitty" Smith

Smitty is one of the Bay area's premier fly tyers. He started tying when he was 6 years old and got serious about it in 1960. He has created many successful new patterns including the world's best bluegill fly, the sponge spider. His friends began calling him "Spiderman" because of the incredible success of that one. For Smitty, the best thing about fly tying is teaching, and he has students from 3 to 80 years old. That serves as proof of his philosophy that anyone can tie flies. He can be reached at 727-544-0768. Tonight he will be tying another of his astoundingly successful flies. Don't miss this great chance to see a master at work.

Directions to Our Meetings: From I-75---Take Bruce B. Downs exit from I-75; go west 2 miles to traffic light, turn left onto Tampa Palms Blvd., then left on Compton Drive, and right at Compton Park. **From I-275**---Take Bearss East to Bruce. B. Downs; then Bruce B. Downs east/north to Tampa Palms Blvd. Rt. on Tampa Palms, then left on Compton Drive and right at Compton Park

AUGUST 2008 PRESIDENT'S MESSAGE

Dear Fly Fishers,


Welcome to August and hope you are staying cool and still finding time to fish. Thanks to **Jack Hexter**, our guest tyer last month, for the very fishy looking fly. I tied up a couple and fooled several trout. See instructions for tying his fly on page 7. Also see instructions for tying **Greg Peterson's** articulated fly, which didn't make it into the July newsletter, on page 6,

Please read Page 3 for upcoming events including our banquet with a new format in October!

Seven of us are off to the wilds of Alaska for a camping and float trip in early August. Hope to get several varieties of salmon and trout. Will take plenty of pictures and come back with many stories. Meanwhile, **Rick Fender** and **Nick Colantonio** should be back from the Good News River with their own tales of adventure. **Rick Grasset** has a couple of spots to Turniff this fall at a low price, so check with him if you can make it.

All for now, tight lines and see you in September.

//Walt 



The Fly Guy

Capt. Pat Damico

2981 E. Vina del Mar Blvd.
St. Pete Beach, FL 33706
Tel: 727-360-6466
Web: <http://captpat.com>
Email: flyguy@captpat.com




10330 North Dale Mabry • Suite 110
Tampa, FL 33618 • 813-961-0097
www.avantgold.com

Oyster Perpetual Cosmograph Daytona
Rolex, Oyster Perpetual, Daytona and Cosmograph are trademarks

Snook Fin-Addict Guide Service, Inc.
CAPTAIN RICK GRASSETT
2447 Waneta Drive • Sarasota, Florida 34231

Lure & Fly Fishing Specialist
FFF Certified Fly Casting Instructor
Bay, Back Country & Coastal Gulf Fishing
Sarasota Bay • Charlotte Harbor • Tampa Bay

(941) 923-7799 Email snookfin@aol.com
www.snookfin-addict.com www.flyfishingflorida.net

<u><i>In This Issue:</i></u>	<u><i>Page</i></u>
Monthly Meeting	1
President's Message.	2
TBFFC calendar of events.....	3
Tips for TBFFC, No. 2.....	4
Member Photos.....	5
July Fly of the Month.....	6
August Fly of the Month	7
Fishing Report and Forecast.....	7
Project Healing Waters.....	8
A True Fish Story.....	8
Membership Application, Guides, Casting Coaches, etc.	9

OFFICERS AND DIRECTORS

Interim Presidents (shared)	Durkin, Miekka, Sperling	
Vice President	Walt Durkin	813-476-7128
Treasurer	Rick Valeri	813-681-9143
Directors:	Jeff Abeles	813-920-4653
	Nick Angelo	813-230-8473
	Denise Bruner	813-989-2909
	Bryon Chamberlin	813-361-8801
	Pat Damico	727-360-6466
	Robert Fischer	813-962-0185
	Bob Gaulin	813-782-8605
	Dick Miekka	727-866-8682
	Rick O'Hara	813-238-6763
	Neil Sperling	813-655-5627
	Alligator Bob Young	813-986-3008

The next meeting of the TBFFC Board of Directors will be at 6:00 P.M. on Wednesday, August 13, 2008, at Sam Seltzers on Dale Mabry, north of I-275

NOT GETTING THE NEWSLETTER? Please call Dick Miekka, Editor, at 727-866-8682 or e-mail to dmiikka@cs.com

Barbed Steel Charters, Inc.

Specializing In Fly Fishing Along Florida's West Central Gulf Coast



Capt. Bryon Chamberlin
(813) 361-8801
captbryon@yahoo.com
www.barbedsteel.com

USCG Licensed & Insured



LJ Cathelineau
Personal Financial Representative
Allstate Financial Services, LLC

1003 S. Collins Street
Plant City, FL 33563

Office 813.752.2556
Cell 727.656.9607

Securities offered through Allstate Financial Services, LLC (LSA Securities in LA and PA).
Registered Broker-Dealer. Member NASD, SIPC.

TBFFC CALENDAR OF EVENTS

2008 TBFFC MEETING DATES

Here are the meeting dates for the rest of 2008: August 6, September 3, October 1, November 5, and December 3. **Please watch this space for any changes.**

CLUB OUTING AT JOHN MILLN'S CAMP

When: Saturday, August 16, 9:30 a.m. until 2:00 p.m.
What: Come and try a bit of fresh water fishing on a private lake.
How to get there: Maps will be available to those who sign up at the August Club meeting.
What else: Lunch will be served.

This will be a rare opportunity to fish on private waters with very low fishing pressure and naïve fish. **Last year's outing** to John's camp was a rousing success, so plan to attend, and chase away the dog days of summer!

MARK YOUR CALENDAR FOR OUR BANQUET

Variety is the spice of life, and this year we will do something different for our club banquet.

- Instead of a guest speaker, we will have a very desirable door prize, with the lucky winner drawn from all of the attendees.
- The banquet will be held at the best restaurant of all – Alligator Bob's. The event will be held at his home, with a great meal and all of the trimmings served on Bob's property.
- As always, we will have an excellent selection of items in our silent auction, and a live auction with some very special objects.

All of this will be available to you for a modest fee on Saturday, **October 11, 2008**

CATCH GIANT LAKE TROUT IN CANADA

Last chance to sign up for Lloyd Bull's GREAT BEAR LAKE TRIP -AUGUST 8-17, 2008

After 43 years of traveling to the Arctic Lloyd Bull is inviting members by "word of mouth" to join his group to catch record class Lake Trout and Grayling.

For information call 727-784-8410 or 315-376-7093 after May 13th. You must declare promptly to assure a spot and secure our special discount on airline reservations. 17-25# fish are common. Several 30-50# fish are hooked each year. Beat my last 72# record.

FLY FISH ARGENTINA, MAR. 14-22 & 23-31, 2009

Anyone interested in this great fishing venture should contact me now as deposits are due. The guide service, www.esqueloutfitters.com, has been featured on ESPN, as well as many fly fishing magazines and websites. This is truly

the trout fishing adventure of a lifetime. Contact me at 727-504-8649. Pat Damico

BILL JACKSON'S EVENTS OF INTEREST

Call (727) 576-4169 for all items listed below.
 Fly casting clinics each Saturday at 10 AM
 Fly Tying Clinics; 6:30 PM every Monday for beginners and every Wednesday for advanced tiers.

SUNCOAST FLY FISHERS

www.suncoastflyfishers.com

Regular Meetings: 6:30pm on the Third Thursday of each month, **except December**, at Walter Fuller Recreation Center, 7883 26th Ave. N., St. Pete.

MANGROVE COAST FLY FISHERS

www.mangrovecoastflyfishers.com

NOTE: Newer Location for MCFE Club meetings - **Twin Lakes Park**. The entrance to Twin Lakes Park in Sarasota is located on Clark Road, just 1/2 mile east of I-75, on the south (right) side of the road. Contact website above for details and directions.



RE/MAX[®]
Premier Group
John Broom
 Licensed Real Estate Professional
 Direct: (813) 765-6874
 Office: (813) 929-7600
 Fax: (813) 434-2405
 John@JohnBroomRealtor.com
 www.JohnBroomRealtor.com
 27219 SR 56 • Wesley Chapel, FL 33544
Each Office Independently Owned and Operated

New Ideas &
Full Color Print Solutions.



Great People. Great Solutions.



813.319.3300 | copycontrol.com

TIPS FOR TBFFC – No. 2

Glues and Solvents

By Craig Smothers

I got a phone call the other day (no, I'm not picking on you). This person had been misinformed as to which solvent to use to thin their glue. It was a loss after the addition of the wrong solvent. Although I've written about this before, I felt it might need to be revisited. I have a few changes in what I use and what I use it for. Keep this around for a good reference.

Tying Cement:

Tying cement and "head" cement is not the same animal. Tying cement is used to keep the thread and materials glued to the hook. Head cement is to top coat the thread wraps AFTER you've finished.

There are a myriad of different types of tying cements. Mine is Dave's Fleximent. Or rather, I make my own Dave's Fleximent. If this stuff is kept water-thin and used throughout the tying process, you don't even need to whip finish.

Fleximent is simply Household Goop (in the toothpaste tube) thinned with either Toluene or Xylene. By the way, if you've used Softex, It's just a thick version of Fleximent. Go to Ace Hardware and get a quart of either solvent and a tube of Goop and you're set for a lifetime. Enough said...

Head Cement:

This class of cements includes everything you put on top of the thread to Finish The Fly. This includes both water and solvent based cements. Sally Hansen's Mega Shine nail polish (chrome bottle) is all most of you need. If it gets too thick, thin it with Acetone. Loon Hard Head water based fly finish is also really great stuff. As odd as it sounds, thin this with Denatured Alcohol or Vodka.

Epoxy's also are included in this class. I use a great deal of Flexcoat Rod Wrap epoxy. This takes two hours to set and requires the use of a fly turner (modified BBQ rotisserie) to get a smooth, professional finish. On tarpon flies, two hour epoxy is too thin. I use Flexcoat Rod Building epoxy. This still requires a turner, however it sets in twenty minutes. If this seems too thick, a drop of Acetone or Alcohol will thin it slightly but increase the cure time. Five-minute epoxy has its place on everyone's fly bench. I don't like it much as it yellows quickly. Remember that the longer cure times equate to clearer finishes and reduced or no yellowing.

Other Glues:

There are other glues to attach 3-D eyes, but the best I've found is Fletch Tite (for fletching arrows). It is easy to use with the thin spout, and can be fished in twenty minutes. Great Stuff!

Cyanoacrylate (Crazy) glue is another one everyone should have on the bench. Fixing lead eyes to the hook comes to mind; there are many more uses. I like Zap A Gap. I've also recently seen a Super Glue with a brush top; this sets slightly slower and doesn't dry out in the bottle like many do.

Bench Solvents:

Go to the pharmacy and get several dropper bottles. Get one for each solvent and label them. Solvents you should have are: Xylene or Toluene, Denatured Alcohol or Vodka, Acetone, and Lacquer Thinner (non fluorescent solvent based paints). Using a dropper in any case is a smart tip with any of these solvents. The fumes from these are dangerous and flammable. Use some common sense.

Bench Glues:

Household Goop, Sally Hansen's Mega Shine, Softex (or equivalent), Dave's Fleximent (or equivalent), five-minute epoxy, Loon Hard Head fly finish, Zap A Gap (or equivalent), and Fletch Tite.

Awesome Fishing
with
Captain Keiland Smith

Night-Time Snook

West-Coast Tarpon

East-Coast Redfish

863-944-7475
www.awesomefishing.net

ALLIGATOR BOB'S.
GOURMET ALLIGATOR

P.O. Box 522
Thonotosassa, FL 33592
ph: 813-986-3008
fax: 813-986-5879
1-800-342-1217

www.gatorbob.com



“Life is good” says **John Broom**, who finally got a chance to get out and fly-fish. On the left he holds a snook caught at Pass-a-grille beach, and at right a trout from the N.C. Mts. (Waynesville).



Are we there (at the end of tarpon season) yet? **Captains Bryon Chamberlain and Nick Angelo** went to Location X of Chasing Silver fame (AKA Turkey Point Shoal & Alligator Point) near Apalachicola in the Panhandle of Florida, where they chased some silver of their own, as illustrated below.



Tarpon were found both above the water (above left), and under the water (middle), but fell prey to the “Green Serpent” (right) of the duo.



Not content with all of that success, Bryon guided **Jeff Miller** to even more Tarpon closer to home at Mullet Key on June 28

JULY FLY OF THE MONTH

The Salmon Snake

As tied by Greg Peterson

Salmon Snake Step By Step

Materials

Hook: Dai-Riki #810 size 1/0 (main body), Maruto #8245BD size 4 (stinger)

Connector: 30 lb. Maxima Chameleon and 4- 3mm plastic beads


Thread: UTC 200 white

Stinger Fly:

(Chartreuse/Orange) Hot Orange Micro Cactus, Chartreuse Magnum Rabbit Strip, Everglo Flash

Main Body Fly:

(Chartreuse/Orange) Orange Cactus Chenille, Chartreuse Super Hair, Chartreuse Rabbit Strip, Everglo Flash, 8mm Doll Eyes, Petitjean Magic Head size 4.




Step One:
Tie in Micro Cactus Chenille




Step Two:
Palmer forward and tie off.



Step Three:
Tie in Magnum Rabbit Strip.




Step Four:




Step Five:
Tie in Everglo Flash.




Step Six:
Poke hook through the center of the Rabbit Strip as shown.




Step Seven:
Cut a 10" piece of Maxima, thread through stinger hook eye, and thread on four beads.




Step Eight:
Lash Maxima on the side of the hook shank so loop on mono is vertical as shown in *Step Seven*.




Step Nine:
Fold mono back and lash to hook shank and cut off at the end of bead 2. This supports the stinger. Glue with Flexseal.




Step Ten:
Tie in Micro Cactus chenille.




Step Eleven:
Tie off.




Step Twelve:
Tie in Super hair.



Step Thirteen:
Tie in Magnum rabbit, split as in *Step 4*




Step Fourteen:
Tie in Everglo Flash




Step Fifteen:
Tie in Chartreuse Master Bright as shown



Step Sixteen:
Rotate upside down and tie in orange Master Bright.



Step Seventeen:
Repeat steps 15 and 16 to build head length.



Step Eighteen:
Pick out and trim Master Bright to shape head.

FLY OF THE MONTH

Bendback Muddler

As tied by Jack Hexter



A Great Fly for redfish, seatrout and snook

MATERIALS

Hook: Mustad 34011 Size 2-1/0 bent to bendback style.

Thread: Danville Flat waxed for body and wing, with Kevlar for spinning hair

Body: Aunt Lydia's yarn (Brown)

Wing: FisHair Natural Brown or Squirrel Brown or mixed and blended Grizzly saddle hackle tips

Flash: Copper Krystal Flash & Black Flashabou

Head: Spun Natural elk or deer body hair

TYING INSTRUCTIONS

1. Start thread about 1/8" behind bend for bend-back and tie in Aunt Lydia's yarn. Wrap the yarn down the shank to the bend of the hook and back to starting point.
2. Tie in FisHair wing, flash (not a lot – 1-2 strands of each color) and top wing sides with Saddle Hackle tips and tie off.
3. Start Kevlar thread immediately forward of wing. Spin approximately 3 bunches of elk body or deer body hair in front of tie in point of wing and tie off.
4. Trim the spun hair close on bottom and let it flow back on top of wing

Many different variations can be tied from this pattern, such as weighting the body with lead wire under the yarn to get it heavier, using chenille for the body instead of yarn, different material for the wing (DNA is good), tying a tuft of orange marabou at the butt to imitate an egg sac (or act as an attractor), tying a glass rattle on the shank under the yarn.

www.captruss.com
USCG Licensed & Insured

russ@captruss.com
Charter & Instruction

Captain Russ Shirley
Fly Fishing & Light Tackle Specialist

Tampa Bay 727.343.1957 Homosassa

Tarpon • Snook • Redfish
Trout • Shark • Mackerel

Fishing Report and Forecast

“What a great time to go fishing!”

Late June found **Denise Bruner** fishing New River on the N.C. /Va. border from a canoe. With a friend they caught 20 to 30 smallmouth bass on “Sneaky Pete” poppers. It must have been great fun.

In July Denise and friend Debbie fished the Twin Bridge, Montana area and did quite well with rainbow and brown trout. Most of the fish were caught using “Tung” Sally’s tied behind Zonker flies. Denise caught a 24 - 26” brown on a bead head dropper. Great fishing gals! Anyone wanting to fish in Montana, Denise has the place. Get in touch with her.

I guess that our lady fly fishers were the only ones to fish since I received no other catching reports. Come on guys, let me know about your catches.

Capt Rick Grassett suggests that August will be a good month for flats fishing, but recommends that you get out early and also fish around lighted docks and bridge fenders before dawn for snook. Also look for trout, blues and pompano at the seams where grass meets sand.

Robert

Rjgaulin@yahoo.com 🌞

Afashionado
RADIO
88.9 AM WGUL

With Captain
Wade Osborne
Saturdays
7-9 AM

Studio: 813-289-1860 • 877-969-8600
www.afashionado.com

TAMPA BAY
OUTFITTERS
EGAN ANDERSON

701 South Howard, Suite 102 Tampa Bay, Florida 33606
p/ 813.254.8444 f/ 813.254.8598 e/ info@tampabayoutfitters.com

Project Healing Waters Fly Fishing – An Opportunity for TBFFC

In 2005 a group of dedicated fly fisherman started this project at Walter Reed VA hospital. It has since grown nationwide through the efforts of TU, FFF and the VA. PHWFF is dedicated to the physical and emotional rehabilitation of disabled active military personnel and veterans through fly fishing, and fly tying education and outings.

Participants are provided with fly fishing, fly casting and fly tying instruction for wounded personnel ranging from beginners to those with prior fly fishing experience who are adapting these skills to their new abilities.

A similar project is already underway at Bay Pines Veterans Hospital in St. Petersburg with Suncoast Fly Fishers.

I had meetings with key personnel at James A. Haley Veterans Hospital in Tampa on July 15. They are very excited about PHWFF.

Our first meeting with participants will be Wednesday, August 6, at 3 p.m. We will explain the project, answer questions, and tie some very simple spider and popper flies to be later used for some panfish and bass that reside in a lake next to the hospital. A DVD film, "Introduction to Fly Fishing," will also be shown.

Volunteers are needed to get this very worthwhile project off to a successful start. I will have a sign-up sheet at the meeting, but if you are interested in helping with our first session, contact me at pat4jaws@hotmail.com or 727-360-6466. For further information, visit www.projecthealingwaters.org





True Fish Story

From Leigh West, July 1 2008

A guy who lives at Lake Conroe (50 miles north of Houston) saw a ball bouncing around kind of strange in the lake and went to investigate. It turned out to be a flathead catfish who had obviously tried to swallow a basketball which became stuck in its mouth!!

The fish was totally exhausted from trying to dive, but unable to because the ball would always bring him back up to the surface. The guy tried numerous times to get the ball out, but was unsuccessful. He finally had his wife cut the ball in order to deflate it and release the hungry catfish. You probably wouldn't have believed this, if you hadn't seen the following pictures..



Be kinder than necessary, 'Cause everyone you meet is fighting some kind of battle

Member Benefits

TBFFC is famous for its value and focus on the sharing of information, experience, and craftsmanship with its members. As a TBFFC member you will enjoy many benefits free or at nominal cost, plus enriching experiences.

- Monthly Meetings with Famous Speakers
- Fly Fishing Outings
- Fishing Trips Sponsored by Members and the Club
- Group Clinics and Workshops
- Fly Tying Lessons
- One-On-One Fly Casting Lessons
- Shirts and Hats with club logo
- 80 Page Beginner's Basic Skills Instruction Manual
- Annual Banquet with International Speakers

These boat Captains can take you to the best fishing spots
Fly Fishing Guides

- Capt. Nick Angelo (813) 230-8473
- Capt. Pat Damico (727) 360-6466
- Capt. Bryon Chamberlin (813) 361-8801
- Capt. Joe Gonzales (305) 642-6727
- Capt. Rick Grasset (941) 923-7799
- Capt. Pete Greenan (941) 923-6095
- Capt. Rick Gross (941) 794-3308
- Capt. Russ Shirley (727) 343-1957
- Capt. Paul Hawkins (727) 526-2438
- Capt. Wade Osborne (813) 286-3474
- Capt. Frank Rhodes (863) 967-4258
- Capt. Keiland Smith (863) 944-7475

Fly Casting Coaches

Novice or advanced caster, one of the following coaches can assist you with your casting. Contact one convenient to your location to arrange a casting session.

South Tampa

Steve Parker.....813- 287-5583

Brandon

Neil Sperling.....813-655-5627

North Tampa

Jeff Abeles813-961-0097

Robert Fischer.....813-962-0185

Dan Lagace.....813-929-6605

Bill Murdoch 813-971-4764

Leigh West. 813-971-8697

Saint Petersburg

Capt. Pat Damico.....727-360-6466

Polk County

Capt. Frank Rhodes.....863-967-4258

Our Corporate Sponsors

These companies sponsored the Tampa Bay Fly Fishing Club. Some are members of the club. We urge you to patronize them.

- 3-WAY CONSTRUCTION CO. Robert Fischer 7702 Industrial Lane, Tampa, FL 33637 (813) 968-1505.
- AFISHIONADO GUIDE SERVICES., Capt. Wade Osborne, (888) 402-3474 , www.wadefishl.com
- ALLIGATOR BOB'S Gourmet Alligator Meat Snacks (813) 986-3008, (800) 342-1217, WWW.GATORBOB.COM
- ALLSTATE FINANCIAL SERVICES L.J. Cathlineau (813) 752-2556
- AVANT GOLD JEWELERS, Jeff Abeles, 10330 North Dale Mabry, Suite 150, Tampa, FL 33618, (813) 961-0097
- AWESOME FISHING ADVENTURES, Capt. Keiland Smith, (863) 944-7475
- BARBED STEEL charters inc. Capt. Bryon Chamberlin (813) 361-8801 bryon@barbedsteel.com, www.barbedsteel.com.
- Bill JACKSON'S SHOP FOR ADVENTURE, 9501 US 19 N. Pinellas Park FL 33782, (727) 576-4169
- THE FLY GUY Capt. Pat Damico (727) 360-6466 www.captpat.com
- NATURAL SELECTIONS, Bill Murdoch, 4501 Montego Bay Court, #8, Tampa, FL 33613, (813) 971-4764
- CENTER FOR RADIATION ONCOLOGY, Kathryn Kapes, M.D., Jack Steel, M.D., Brandon, Plant City, Sun City Center, Tampa and Zephyrhills (813) 661-6339
- COPY CONTROL MANAGEMENT, INC. Donnie Cayo, Jr. 9411 Corporate Lake Dr. Tampa, FL 33634 (813) 882-3945 www.copycontrol.com
- CAPTAIN RUSS SHIRLEY (727) 343-1957 www.captruss.com
- JOHN BROOM (813) 765-6874 John@JohnBroomRealtor.com
- SNOOK FIN-ADDICT GUIDE SERVICE, INC. Capt. Rick Grasset, (941) 923-7799 www.snookfin-addict.com
- SWANN'S FLY FISHING SHOP, Jim Swann, 13650 South 98 Bypass, Dade City, FL 33525, (352) 567-6029

2008 member application Tampa Bay Fly Fishing Club

Your Name: _____ Date: _____

Mailing address: _____

City: _____ State: _____ Zip: _____

Hm. Phone: _____ Wk. Phone: _____

Email address: _____

Type of Membership: _____

Please Check: One Year Five Year

Please list names you wish to include in family membership

Name: _____ Rel: _____

Name: _____ Rel: _____

Name: _____ Rel: _____

Annual Dues: \$25.00 Individual Membership

\$35.00 Family Membership

\$95.00 Corporate Single Membership

(includes one membership and Ad Space)

\$120.00 Corporate Double Membership

(includes two memberships or family membership and Ad Space in Newsletter)

Five Year Dues: \$100.00 Individual Membership

\$140.00 Family Membership

Please make check payable to: Tampa Bay Fly Fishing Club
C/o Rick Valeri, 1404 Oxfordshire Ct. Brandon, FL 33510

Tampa Bay Fly Fishing Club
P.O. Box 692
Brandon, FL 33509-0692



JIM SWANN'S



Complete Fly Fishing Shop
Rods - Reels - Hand Tied Flies - Materials
Guide Service

Classes in Flying Tying and Casting

352-567-6029

13650 So. 98 By Pass
Dade City, Fl. 33525

Natural Selections



Bill Murdich

(813) 971-4764

4501 Montego Bay Court, #8, Tampa, FL 33613

3WAY
CONSTRUCTION CO.
OF TAMPA INC.

License Number
CGC037643

ROBERT FISCHER
President

7702 Industrial Lane • Tampa, FL 33637 • 813-968-1505

Bill Jackson inc.
Shop For
Adventure

SPECIALISTS IN:
BACKPACKING
CAMPING
CANOEING
FISHING
HUNTING
IN-LINE SKATING
KAYAKING
METAL DETECTORS
SCUBA DIVING
SNOW SKIING

9501 U.S. 19 North, Pinellas Park, FL 33782
St. Petersburg - (727) 576-4169
FAX - (727) 576-7579
www.billjacksons.com