



The Tampa Bay Fly Fishing Club

www.tbffc.org

Next Meeting: Wednesday, December 3, 2008, 6:00 p.m.

Location: Compton Park Recreation Center, Tampa Palms (See below for Directions)

Fly Tying, Holiday Social and Skills Workshop

Tie-A-Thon Our December 3 meeting will feature one of our most popular events. We will have three tiers each tying two patterns. Club members will bring their tying tools, vise, thread, scissors, etc. Sit at one of the tables and tie your fly step, by step, as the guest tier guides you. He will provide all materials. You can change tables and at the end of the evening have six guaranteed fish producers! You can be a first timer or advanced tier. Several seasoned tiers are always there to assist our featured tiers. If you need tying implements, contact Pat Damico at 727-360-6466. Featured tiers and patterns are as follows:

Leigh West: *Classic Shad Fly*, featured in previous newsletter and *Clearwater Clouser*, tannin stained water and snook

Greg Peterson: *Wiggle Minnow*, a foam bodied slider, and *Redfish toad*, hot new pattern for reds

Dave Chouinard: *Wideside Herring*, greenback pattern with a circle hook, and *Silicone Mullet*, a killer new fly

Food and Fun Pizza and soft drinks will be supplied, but **a favorite casserole or dessert would be appreciated.** Engage in friendly conversation, improve your skills and meet more of your fellow members!

Slides and Photos Bring any pictures that would be of interest to the club. We'll have projectors for slides and computer files. This is a popular event. If you have 5-10 minutes worth of fishing or travel pictures, please bring them and share them with the membership.

Fly Fishing Flea Market Bring all of those fishing items that you no longer use to the meeting. We will set up an area for those interested buyers, sellers, and traders to get together. Bring rods, reels, fly tying materials, anything but old bait!

Knots and Rigging Learn how to tie knots, construct tapered leaders, and rig tackle. Bring your tackle to be rigged. One of the club's friendly and knowledgeable members will be glad to assist you.

It's Time to Pay Dues Again--\$25 for single, \$35 for family, extra savings for 5-year membership

Directions to Our Meetings: **From I-75**---Take Bruce B. Downs exit from I-75; go west 2 miles to traffic light, turn left onto Tampa Palms Blvd., then left on Compton Drive, and right at Compton Park. **From I-275**---Take Bearss East to Bruce. B. Downs; then Bruce B. Downs east/north to Tampa Palms Blvd. Rt. on Tampa Palms, then left on Compton Drive and right at Compton Park

NOVEMBER 2008 PRESIDENT'S MESSAGE

Happy Holidays!

Now that you have filled up with turkey (or are about to, depending on when you get this newsletter), take some time off on Friday, December 5, and attend our Play Hooky for the Holidays outing, arranged by **Denise Bruner**. See page 3 for details of this popular event.

The recent cold weather has probably sent most of the snook into warmer back waters, but the other fish are active on the flats, trying to store some fat before the truly cold weather arrives. Best fishing should be in the evenings after the sun has warmed the water.

Thanks to **Ted Hagaman** for an excellent presentation on fishing in New Zealand, and for tying his "secret" bass-killing Keystone Gurgler fly. Instructions for tying the fly can be found later in this newsletter on page 7.

Our Big Gun Shootout was very successful this year, and many of the trophies went to our own club members. Full details are given in the table on page 6, along with photos on page 5. One interesting side note is that there was a tie for best total score, by **Pat Damico** and **Caden Hjelseth**, the oldest and youngest competitors, respectively.

Our December 3 meeting will include our traditional holiday food and good fellowship plus another **Pat Damico** tie-a-thon, as described on page 1 above. Be sure to bring your basic tying tools and a vise so you can get on-the-spot expert instruction in tying some of the best flies you will ever see!

Hope to see you at the December meeting.

Tight Lines.

Dick Miekka 

In This Issue:

Page

Monthly Meeting	1
President's Message	2
TBFFC calendar of events.....	3
Tips for TBFFC, No. 6.....	4
Member Photos.....	5
Table of 2008 Big Gun Shootout Results.....	6
Wounded Vets Rehab with Fly Fishing.....	7
Fly of the Month	8
Fishing Report and Forecast.....	8
Membership Application, Guides, Casting Coaches, etc.	9


OFFICERS AND DIRECTORS

Interim Presidents (shared)	Durkin, Miekka, Sperling	
Vice President	Walt Durkin	813-476-7128
Treasurer	Rick Valeri	813-681-9143
Directors:	Jeff Abeles	813-920-4653
	Nick Angelo	813-230-8473
	Denise Bruner	813-989-2909
	Bryon Chamberlin	813-361-8801
	Pat Damico	727-360-6466
	Robert Fischer	813-962-0185
	Bob Gaulin	813-782-8605
	Jeff Janecek	352-588-3866
	Dick Miekka	727-866-8682
	Rick O'Hara	813-238-6763
	Neil Sperling	813-655-5627
	Alligator Bob Young	813-986-3008

The next meeting of the TBFFC Board of Directors will be at 6:00 P.M. on Wednesday, December 10, 2008, at La Teresita

NOT GETTING THE NEWSLETTER? Please call



Dick Miekka, Editor, at 727-866-8682 or e-mail to dmiekka@cs.com



The Fly Guy

Capt. Pat Damico

2981 E. Vina del Mar Blvd.
St. Pete Beach, FL 33706
Tel: 727-360-6466
Web: <http://captpat.com>
Email: flyguy@captpat.com

10330 North Dale Mabry • Suite 110
Tampa, FL 33618 • 813-961-0097
www.avantgold.com

Oyster Perpetual Cosmograph Daytona
Rolex, Oyster Perpetual, Daytona and Cosmograph are trademarks.

Snook Fin-Addict Guide Service, Inc.

CAPTAIN RICK GRASSETT

2447 Waneta Drive • Sarasota, Florida 34231

Lure & Fly Fishing Specialist
FFF Certified Fly Casting Instructor
Bay, Back Country & Coastal Gulf Fishing
Sarasota Bay • Charlotte Harbor • Tampa Bay

(941) 923-7799 Email snookfin@aol.com
www.snookfin-addict.com www.flyfishingflorida.net

Barbed Steel Charters, Inc.

Specializing In Fly Fishing Along Florida's West Central Gulf Coast



Capt. Bryon Chamberlin
(813) 361-8801
captbryon@yahoo.com
www.barbedsteel.com

USCG Licensed & Insured



LJ Cathelineau
Personal Financial Representative
Allstate Financial Services, LLC

1003 S. Collins Street
Plant City, FL 33563
Office 813.752.2556
Cell 727.656.9607

Securities offered through Allstate Financial Services, LLC (LSA Securities in LA and PA).
Registered Broker-Dealer. Member NASD, SIPC.

TBFFC CALENDAR OF EVENTS

2008-2009 TBFFC MEETING DATES

Here are the meeting dates for the rest of 2008 and all of 2009: December 3,(2008) January 7, February 4, March 4, April 1, May 6, June 3, July 1, August 5, September 2, October 7, November 4, December 2 (2009) **Please watch this space for any changes.**

PLAY HOOKY FOR THE HOLIDAYS

When: December 5, 2008, 8 am – 2 pm

Where: Cockroach Bay Aquatic Preserve - Ruskin, FL

Over the past century, much of the land adjacent to the Cockroach Bay Aquatic Preserve was either farmed or quarried for shell. In recent years, the Southwest Florida Water Management District has led a variety of agencies, organizations and individuals in the conversion of fallow farm fields and shell pits into a mosaic of coastal habitats. The wetlands and other habitats that result will be instrumental in "polishing" runoff from inland agricultural and industrial operations. Because projects like this require major site alterations, and because they are often near sensitive natural habitat, resource protection becomes an especially important aspect of planning and construction. The Tampa Bay Aquatic Preserves Program draws upon knowledge of site conditions and ecosystem function to help ensure that the maximum net benefit to the environment is achieved.

- The name "Cockroach Bay" may have originated with early explorers who observed numerous horseshoe crabs in the area.
- This is the only aquatic preserve in Florida in which the submerged land of the preserve is not state-owned. Hillsborough Port Authority owns the submerged lands.
- The preserve includes two paddling trails that wind through mangrove labyrinths.
- Numerous mangrove islands provide nursery areas for snook, red drum, and other game fish.
- Submerged habitats include sea grass beds, hard bottom, and oyster reefs.
- Archaeological sites indicate the importance of this area to pre-Columbian Native Americans.

Here are **directions to Cockroach Bay:**

Take I-75 south; get off at Exit 46 (Sun City Center) and go west (right) until you reach U.S. 41. Turn south (Left) onto US 41 and go through Ruskin drive over the Little Manatee River Bridge and past Gulf City Road and Morgan Farm Road. Take the next road on the right, which is Cockroach Bay Road, there is a Circle K on 41 right across from the road. Go down Cockroach Bay Road to Gulf City Road and turn right. There is a wood sign at the corner that says "Cockroach Bay Aquatic Preserve." Go about one-sixth of a mile and you'll come to the gate to the preserve, on your left.

Bring your Kayaks and or canoes if you have them, we will have 10 canoes available to those that do not, the Club will provide the Lunch; desserts will not be turned away.

We will have a Sign up sheet at the meeting we will need to register participants.

If you have any questions please call Denise Bruner 813-989-2909

ADDITIONAL TBFFC EVENTS

1. **Outing with the Mangrove Club.** Held each fall. Mangrove Club is host this year. No schedule as yet.
2. **Don Coleman memorial outing** at Ft. DeSoto Park, hosted by the Suncoast Fly Fishers, December 20.
3. **Annual Shad Outing** Jan or Feb – Watch here.
4. **Our Banquet was moved to March 14, 2009.** More details later.

BILL JACKSON'S EVENTS OF INTEREST

Call (727) 576-4169 for all items listed below.

Fly casting clinics each Saturday at 10 AM

Fly Tying Clinics; 6:30 PM every Monday for beginners and every Wednesday for advanced tiers.

SUNCOAST FLY FISHERS

www.suncoastflyfishers.com

Regular Meetings: 6:30pm on the Third Thursday of each month, **except December**, at Walter Fuller Recreation Center, 7883 26th Ave. N., St. Pete.

MANGROVE COAST FLY FISHERS

www.mangrovecoastflyfishers.com

NOTE: Newer Location for MCFE Club meetings - **Twin Lakes Park**. The entrance to Twin Lakes Park in Sarasota is located on Clark Road, just 1/2 mile east of I-75, on the south (right) side of the road. Contact website above for details and directions.







John Broom
Licensed Real Estate Professional

Direct: (813) 765-6874
Office: (813) 929-7600
Fax: (813) 434-2405
John@JohnBroomRealtor.com
www.JohnBroomRealtor.com
27219 SR 56 • Wesley Chapel, FL 33544
Each Office Independently Owned and Operated

New Ideas &
Full Color Print Solutions.



Great People. Great Solutions.



813.319.3300 | copycontrol.com

TIPS FOR TBFFC – No. 6

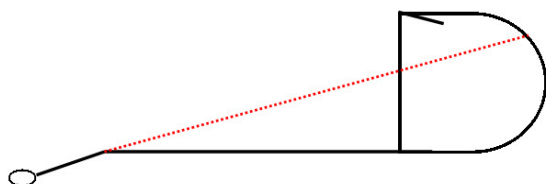
Winter Fishing Strategies

We're coming into winter. Winter means extreme low tides and lower average tides. The sea grasses which were in the deeper water this summer are now exposed. Cooler water brings the fish up into these shallow grasses to warm up. Shallow water means spookier fish and an abundance of grasses to snag up your flies.

Low water means a change in your fishing strategies. First, fishing shallow means you don't need (heavily) weighted flies. Second, you need a stealthier (quiet) presentation. Third, fish are more likely feeding on crustaceans, or smaller bait fish. Forth, you need a fly which doesn't bring in more grass than fish. The obvious choice is the bendback...

The bendback is a versatile player. It can be dressed to look like a shrimp, crab, or baitfish. It can be dressed with any of your favorite materials or colors. Most patterns can be tied quickly. Its profile and build makes for quick and quiet presentations. Weight can be added with lead wire, bead chain eyes, small dumbbell eyes, or not at all. And best of all, it is inherently weedless when properly dressed.

A properly bent hook. Notice that the plain of the bend meets the back of the gape of the hook. If it is over-bent beyond the point of the hook, hooking the fish is impossible; the angle with which the hook travels doesn't allow for the hook point to dig into the fishes mouth.




It is important to bend the hook properly. The angle of the bend is much different on a long shank hook verses a short shank hook. There has to be enough room on the front portion of the bend to allow you to tie in the wing materials without crowding the hook eye. Bead chain and barbell eyes need to be tied in slightly behind the bend. Lead wire needs to be tied in along the shank behind the bend. If you are covering the shank of the hook with some type of material, extend the materials one-third of the way up the hook's gape; this will disguise the hook completely once the wing is added.

By Craig Smothers (visit him at www.flyfishdoc.com)




Awesome Fishing


with
Captain Keiland Smith



Night-Time Snook




West-Coast Tarpon



East-Coast Redfish

863-944-7475

www.awesomefishing.net



Center for Radiation Oncology

Kathryn L. Kepes, M.D.
Board certified in Radiation Oncology,
Internal Medicine, and Medical Oncology

Jack Steel, M.D.
Board certified in Radiation Oncology

COMPLETE RADIATION ONCOLOGY SERVICES

- beautiful state-of-the-art facility
- external beam radiation therapy
 - dual energy photons
 - multiple energy electrons
- brachytherapy
 - including prostate seed implants
- simulator with fluoroscopic capability on site
- all radiation treatment done locally

Medicare, Medicaid, most HMO
and insurance plans accepted

Facilities in
Brandon, Plant City, Sun City Center,
Tampa and Zephyrhills
(813) 661-6339

Member Photos, December 2008



The Biggest Guns at our Big Gun Shootout

Clockwise from top left:

1. Women's Overall Champion – **Nanette O'Hara**
2. Men's Overall Champions (tied) **Pat Damico and Caden Hjelseth**
3. Big Gun Shootout longest cast – **Dave Chouinard**
4. Best Scoring Team of 3: **Robert Fischer, Caden Hjelseth, and Ted Hagaman**

(See all of the results overleaf)



Wounded Vets Rehab With Fly Fishing

By CAPT. PAT DAMICO, CapMel.com Fly Fishing Editor



Those of us that have enjoyed the many benefits fly fishing has to offer have seen our sport grow exponentially in recent years. Personal pleasure and satisfaction are a couple of the rewards as you go through the learning cycle that a journey with the long rod takes you. The difficulties that one must overcome to change our approach from one of work to one of pleasure varies with our individual abilities and the amount of time necessary to improve our skills. Adding a physical or mental disability, or both, to this learning process does not make the journey any easier.

Within the last year, I have been exposed to a benefit that I feel is the epitome of fly fishing, it is called Project Healing Waters Fly Fishing (PHWFF). Ed Nicholson, a retired navy captain, while recovering from surgery at Walter Reed Army Medical Center, met some disabled veterans and shared his longtime interest in fly fishing. Their desire to either get back to enjoy the sport or begin learning how to reap its benefits started him on a quest that several years later has become PHWFF.

Enlisting the aid of Trout Unlimited and the Federation of Fly Fishers, programs were developed to improve the physical and emotional rehabilitation of disabled active duty personnel and veterans through fly fishing and fly tying education and outings. In the fulfillment of this mission, PHWFF works with active duty personnel and veterans in military, Veterans Affairs (VA) hospitals, and Warrior Transition Units (WTU's) nationwide. Active duty, reservist, guard and veterans of all conflicts and disabilities of all types are included.

Volunteers from local fly fishing clubs meet, often weekly, with candidates who are selected by staff and after an introduction to fly fishing, show participants how to tie flies, cast a fly rod and eventually accompany them on fly fishing outings. As you can see, this is not a one shot deal, but requires continuous attention by our volunteers.

Besides volunteers from fly clubs, a VA facility nearby that has acceptable candidates is needed. I have found that explaining the program to the fly clubs board of directors is a good first step. The membership is then alerted at meetings and through the club newsletter asking for volunteers. Once a network of volunteers is established, a call is made to the Chief of Volunteer Services and the Director of Recreational Therapy at the VA facility to set up a meeting with club officers. At this meeting PHWFF is explained and questions answered. Key contacts at the VA facility are necessary to set up meetings with candidates that they feel would be interested and would benefit from our program.

My experience with VA staff has been extremely positive. They are very professional and have the veteran's best interests in the forefront. The first meeting with volunteers, VA staff and veterans will introduce everyone and club members can explain the program as well as what fly tying, fly casting and fly fishing are like. We started with fly tying, then fly casting and finally had fly fishing outings where veterans could use their own flies to catch fish. There are some changes in clients as many are outpatients and may change facilities or finish treatment. In Florida, we have concentrated on panfish and bass in freshwater ponds. Saltwater flats fishing will be next.

Our first two programs in Florida have been at Baypines VA hospital in St. Petersburg with Suncoast Fly Fishers and James A. Haley VA hospital in Tampa with Tampa Bay Fly Fishing Club. Both programs are fully operational and have been a huge success. Equipment like fly tying vices and materials as well as complete fly fishing outfits are supplied by PHWFF although volunteers have donated some of the initial start up materials. Our volunteers all feel they benefit much more than the veterans.

This is an opportunity to give something to those who have given so much to you. VA doctors feel this program does a lot to improve function and strength as well as provide a wonderful escape from some of the difficulties our troops have endured for our freedom. If you feel that your fly club would like to have this very worthwhile project as part of your agenda, please contact me. Spend some time reviewing www.projecthealingwaters.org. You will enjoy taking fly fishing to an exceptional level.

FLY OF THE MONTH

Keystone Gurgler

As tied by Ted Hagaman



Materials list

Hook: Mustad 34011 Size 6

Thread: 6/0 Uni-thread Red/Orange

Body: 2mm Dark Green Closed Cell foam

Body wrap: Medium Olive/Pearl Tinsel Chenille

Tail: Pearl Polar Flash

Instructions

1. Start thread 1/8 in. from eye and wrap back to point of barb
2. Tie in polar flash tail on top of hook above the point of the barb. Tying the tail in this far back on the hook keeps the tail from fouling. Bring thread forward to 1/8 in. behind eye.
3. Cut a strip of foam 3/8 in. wide and 3 in. long Place foam on top of hook with front edge of foam 1/8 in. behind and pinch it around hook. Wrap thread back over foam, binding it down and compressing it all the way back to a point just above the point of the barb. Remainder of foam will extend back along the tail at this time.
4. Cut a 4 in. piece of tinsel chenille and tie in above the point of the barb and wrap your thread forward to 1/8 in. behind the eye. Wrap the tinsel chenille forward around the hook shank and foam to the thread and tie off and clip off excess. At this time I trim the tinsel chenille to reduce its bulk and create a smoother surface.
5. Take the foam extending over the tail and fold it forward and tie it down 1/8 in. behind the eye. This will force the remaining foam to stand up and form a cup. Trim off the excess foam with an arched cut about 1/2 in. beyond tie in. This will form a head which will make a nice pop and bubble when worked across the surface.
6. Take the thread forward of the foam and build up a tapered thread head, tie off, and cement. Fly is now complete.

Fishing instructions

Fish this fly fairly aggressively on the surface, creating a surface gurgle and pop. This fly is tied in colors to match a long slender minnow found in Lake Keystone. I have taken many bass and large bream on this fly. Fish will hit this aggressively while it sits at rest between pops. This pattern tied in all white and pearl tinsel chenille is very good for snook, trout, and mackerel.



Fishing Report and Forecast

"What a great time to go fishing!"

CCA had their fly fishing tournament November first and it was reported to me that Leigh West won the snook division and Capt Bryon Chamberlain won the trout division. Congratulation to both.

Capt Rick Grasset reports he had several fly anglers with him during the last several weeks, the rain and winds made it difficult to catch fish, but a few were caught on Ultra Hair Clousers.

Our own Denise Bruner and Nanette O'Hara to Oregon, no steelheads were caught but wild trout and whitefish were caught. Upon returning to Florida they went salt water fishing with Nanette's husband Rick were they caught trout, sheepshead and snook. Denise had a slam.

This past week was hard fly fishing due to the winds, but I went out to the ponds behind my house and caught some good size specks a few fair bass and bluegills.

I have no idea what December will be like, but if the wind dies down and with good tides the catching should improve. All you members have to do is get out there and catch and report to rjgaulin@yahoo.com.

Tight Lines, Bob 🌞

Member Benefits

TBFFC is famous for its value and focus on the sharing of information, experience, and craftsmanship with its members. As a TBFFC member you will enjoy many benefits free or at nominal cost, plus enriching experiences.

- Monthly Meetings with Famous Speakers
- Fly Fishing Outings
- Fishing Trips Sponsored by Members and the Club
- Group Clinics and Workshops
- Fly Tying Lessons
- One-On-One Fly Casting Lessons
- Shirts and Hats with club logo
- 80 Page Beginner's Basic Skills Instruction Manual
- Annual Banquet with International Speakers

These boat Captains can take you to the best fishing spots
Fly Fishing Guides

- Capt. Nick Angelo (813) 230-8473
- Capt. Pat Damico (727) 360-6466
- Capt. Bryon Chamberlin (813) 361-8801
- Capt. Joe Gonzales (305) 642-6727
- Capt. Rick Grasset (941) 923-7799
- Capt. Pete Greenan (941) 923-6095
- Capt. Rick Gross (941) 794-3308
- Capt. Russ Shirley (727) 343-1957
- Capt. Paul Hawkins (727) 526-2438
- Capt. Wade Osborne (813) 286-3474
- Capt. Frank Rhodes (863) 967-4258
- Capt. Keiland Smith (863) 944-7475

Fly Casting Coaches

Novice or advanced caster, one of the following coaches can assist you with your casting. Contact one convenient to your location to arrange a casting session.

South Tampa

Steve Parker.....813- 287-5583

Brandon

Neil Sperling.....813-655-5627

North Tampa

Jeff Abeles813-961-0097

Robert Fischer.....813-962-0185

Dan Lagace.....813-929-6605

Bill Murdoch813-971-4764

Leigh West.813-971-8697

Saint Petersburg

Capt. Pat Damico.....727-360-6466

Polk County

Capt. Frank Rhodes.....863-967-4258

Our Corporate Sponsors

These companies sponsored the Tampa Bay Fly Fishing Club. Some are members of the club. We urge you to patronize them.

- **3-WAY CONSTRUCTION CO.** Robert Fischer 7702 Industrial Lane, Tampa, FL 33637 (813) 968-1505.
- **AFISHIONADO GUIDE SERVICES.,** Capt. Wade Osborne, (888) 402-3474 . www.wadefishl.com
- **ALLIGATOR BOB'S** Gourmet Alligator Meat Snacks (813) 986-3008, (800) 342-1217, WWW.GATORBOB.COM
- **ALLSTATE FINANCIAL SERVICES** L.J. Cathlineau (813) 752-2556
- **AVANT GOLD JEWELERS,** Jeff Abeles, 10330 North Dale Mabry, Suite 150, Tampa, FL 33618, (813) 961-0097
- **AWESOME FISHING ADVENTURES,** Capt. Keiland Smith, (863) 944-7475
- **BARBED STEEL charters inc.** Capt. Bryon Chamberlin (813) 361-8801 bryon@barbedsteel.com, www.barbedsteel.com.
- **Bill JACKSON'S SHOP FOR ADVENTURE,** 9501 US 19 N. Pinellas Park FL 33782, (727) 576-4169
- **THE FLY GUY** Capt. Pat Damico (727) 360-6466 www.captpat.com
- **NATURAL SELECTIONS,** Bill Murdoch, 4501 Montego Bay Court, #8, Tampa, FL 33613, (813) 971-4764
- **CENTER FOR RADIATION ONCOLOGY,** Kathryn Kapes, M.D., Jack Steel, M.D., Brandon, Plant City, Sun City Center, Tampa and Zephyrhills (813) 661-6339
- **COPY CONTROL MANAGEMENT, INC.** Donnie Cayo, Jr. 9411 Corporate Lake Dr. Tampa, FL 33634 (813) 882-3945 www.copycontrol.com
- **CAPTAIN RUSS SHIRLEY** (727) 343-1957 www.captruss.com
- **JOHN BROOM** (813) 765-6874 John@JohnBroomRealtor.com
- **SNOOK FIN-ADDICT GUIDE SERVICE, INC.** Capt. Rick Grasset, (941) 923-7799 www.snookfin-addict.com
- **SWANN'S FLY FISHING SHOP,** Jim Swann, 13650 South 98 Bypass, Dade City, FL 33525, (352) 567-6029

2008 member application Tampa Bay Fly Fishing Club

Your Name: _____ Date: _____

Mailing address: _____

City: _____ State: _____ Zip: _____

Hm. Phone: _____ Wk. Phone: _____

Email address: _____

Type of Membership: _____

Please Check: One Year Five Year

Please list names you wish to include in family membership

Name: _____ Rel: _____

Name: _____ Rel: _____

Name: _____ Rel: _____

Annual Dues: \$25.00 Individual Membership

\$35.00 Family Membership

\$95.00 Corporate Single Membership

(includes one membership and Ad Space)

\$120.00 Corporate Double Membership



(includes two memberships or family membership and Ad Space in Newsletter)

Five Year Dues: \$100.00 Individual Membership

\$140.00 Family Membership

Please make check payable to: Tampa Bay Fly Fishing Club
C/o Rick Valeri, 1404 Oxfordshire Ct. Brandon, FL 33510

Tampa Bay Fly Fishing Club
P.O. Box 692
Brandon, FL 33509-0692

 **JIM SWANN'S** 

Complete Fly Fishing Shop
Rods - Reels - Hand Tied Flies - Materials
Guide Service
Classes in Flying Tying and Casting


352-567-6029 13650 So. 98 By Pass
Dade City, Fl. 33525

Natural Selections



Bill Murdich (813) 971-4764

4501 Montego Bay Court, #8, Tampa, FL 33613

 License Number
CGC037643

ROBERT FISCHER
President

813-968-1505

7702 Industrial Lane • Tampa, FL 33637 • (813) 989-1731

 **Shop For Adventure**

SPECIALISTS IN:
BACKPACKING
CAMPING
CANOEING
FISHING
HUNTING
IN-LINE SKATING
KAYAKING
METAL DETECTORS
SCUBA DIVING
SNOW SKIING

9501 U.S. 19 North, Pinellas Park, FL 33782
St. Petersburg - (727) 576-4169
FAX - (727) 576-7579
www.billjacksons.com