



## The Tampa Bay Fly Fishing Club

[www.tbffc.org](http://www.tbffc.org)

Next Meeting: Wednesday, March 02, 2011, 5:30 p.m.

### Special Guest Speakers

**Capt. Joe LeClair**

Capt. LeClair guides in the waters off Southwest Florida from Boca Grande to the Everglades. He is an artist as well as an experienced fishing guide specializing in fly fishing. He will bring his laptop with a slide presentation showing Snook, Reds, and Trout grand slam fishing at Boca Grande from beach and skinny backwater, including his equipment, presentation techniques, and hotspots. His website is <http://www.flyfishsalt.com>

### Featured Fly Tier

**Capt Joe LeClair ---- and You**

Capt. LeClair will demonstrate how to tie some of his favorite flies, including the Double Foamer, Squimp and Everglades Streamer. Materials (available at the meeting) include:

1. Fly foam in white, yellow or chartreuse and dark black, purple or dark red.
2. Danville's flat wax nylon hot pink or red and chartreuse thread.
3. Barbell mono eyes (large) spirit river
4. Whiting Bird Fur, dark and light
5. Steve Farrar's Flash Blend Chartreuse, Pearl or White and Purple or Dark Red
6. Cone Head smooth taper (large) Wapsi
7. Estaz Grande Opalescent White, Pearly White, Chartreuse, or Hot Pink
8. Cross cut rabbit strip Black
9. Hook - gamagatsu sl11s #2 and sc15 1/0

Sign up for our March 26<sup>th</sup> banquet, and pay dues (see page 6)

**Directions to Our Meetings:** From I-75---Take Bruce B. Downs exit from I-75; go west 2 miles to traffic light, turn left onto Tampa Palms Blvd., then left on Compton Drive, and right at Compton Park. From I-275---Take Bearss East to Bruce. B. Downs; then Bruce B. Downs east/north to Tampa Palms Blvd. Rt. on Tampa Palms, then left on Compton Drive and right at Compton Park

## MARCH 2011 PRESIDENT'S MESSAGE

Hello TBFFC members,

Looks like March will come in like a lamb. Hope it goes out the same way.


Attendees at our February meeting were treated to an excellent presentation of the Alaskan river trip taken in 2010 by several club members and spouses. **Walt Durkin, Steve Parker, and Wes Sobczak** kept us entertained for nearly an hour.

Thanks to **Steve Parker** for showing us how to tie an Alaskan fly, and to **Jeff Janecek**, who demonstrated his shad Clouser, just in time for the shad outing

Remember to sign up for our banquet. Spaces are limited this year, so don't procrastinate and be disappointed. An application form can be found on page 6, below.

There will be a casting clinic headed by **Steve Parker** (there's that name again), with a signup sheet available at the March meeting. Note also the fishing movies on April 7 (pg 3).

You might want to take in the Tampa Tribune (a.k.a., **Frank Sargeant**) show at the State Fairgrounds during the weekend of March 4-6, which will feature **Lefty Kreh** and **Flip Pallot** on the fly fishing side.

Tight Lines, Dick 


<u><i>In This Issue:</i></u>	<u><i>Page</i></u>
Monthly Meeting . . . . .	1
President's Message.....	2
TBFFC calendar of events.....	3
Tips for TBFFC, No. 33.....	4
Member Photos.....	5
Banquet and Membership Renewal Forms.....	6
Baitfish Fly Patterns that Fish Eat.....	7
Fly of the Month.....	8
Fishing Report.....	8
Membership Application, Guides, Casting Coaches, etc.	9

### OFFICERS AND DIRECTORS

Interim Presidents (shared)	Durkin, Miekka, Sperling	
Vice President	Walt Durkin	813-476-7128
Treasurer	Rick Valeri	813-681-9143
Directors:	Nick Angelo	813-230-8473
	Denise Bruner	813-989-2909
	Bryon Chamberlin	813-361-8801
	Pat Damico	727-360-6466
	Robert Fischer	813-962-0185
	Bob Gaulin	813-782-8605
	Ted Hagaman	813-920-7863
	Jeff Janecek	352-588-3866
	Dick Miekka	727-866-8682
	John Nelson	813-805-0202
Rick O'Hara	813-238-6763	
Neil Sperling	813-655-5627	
Alligator Bob Young	813-986-3008	

The next meeting of the TBFFC Board of Directors will be at 6:00 P.M. on Wednesday, March 9 at Walt Durkin's home.

**NOT GETTING THE NEWSLETTER?** Please call Dick Miekka, Editor, at 727-866-8682 or e-mail to [dmiekka@cs.com](mailto:dmiekka@cs.com)



**The Fly Guy**

Capt. Pat Damico

2981 E. Vina del Mar Blvd.  
St. Pete Beach, FL 33706  
Tel: 727-360-6466  
Web: <http://captpat.com>  
Email: [flyguy@captpat.com](mailto:flyguy@captpat.com)




10330 North Dale Mabry • Suite 110  
Tampa, FL 33618 • 813-961-0097  
[www.avantgold.com](http://www.avantgold.com)

Oyster Perpetual Cosmograph Daytona  
Rolex, Oyster Perpetual, Daytona and  
Cosmograph are trademarks.

**Snook Fin-Addict Guide Service, Inc.**  
**CAPTAIN RICK GRASSETT**

2447 Waneta Drive • Sarasota, Florida 34231

**Lure & Fly Fishing Specialist**  
**FFF Certified Fly Casting Instructor**  
**Bay, Back Country & Coastal Gulf Fishing**  
**Sarasota Bay • Charlotte Harbor • Tampa Bay**

(941) 923-7799      Email [snookfin@aol.com](mailto:snookfin@aol.com)  
[www.snookfin-addict.com](http://www.snookfin-addict.com)      [www.flyfishingflorida.net](http://www.flyfishingflorida.net)

**Barbed Steel Charters, Inc.**  
Specializing In Fly Fishing Along Florida's West Central Gulf Coast



Capt. Bryon Chamberlin  
(813) 361-8801  
[captbryon@yahoo.com](mailto:captbryon@yahoo.com)  
[www.barbedsteel.com](http://www.barbedsteel.com)

USCG Licensed & Insured



**LJ Cathelineau**  
Personal Financial Representative  
**Allstate Financial Services, LLC**

1003 S. Collins Street  
Plant City, FL 33563  
Office 813.752.2556  
Cell 727.656.9607

Securities offered through **Allstate Financial Services, LLC** (USA Securities in LA and PA).  
Registered Broker-Dealer. Member NASD, SIPC.

## TBFFC EVENTS

### 2010 TBFFC MEETING DATES

Here are the meeting dates for 2011; March 2, April 6, May 4, June 1, July 6, August 3, September 7, October 5, November 2, December 7 **Please watch this space for any changes.**

### 2011 BANQUET

Be sure to come to our banquet at the Columbia Restaurant in Ybor city on **Saturday, March 26.** Some of the highlights of our banquet will include:

- **A great meal of your choice for which the Restaurant is justly famous.**
- **Cash bar.**
- **A silent auction where you can pick up a new fly rod, reel, or line, or a fishing trip, artwork, or one of many other items, and not only for fisherpersons, any of which can be yours for peanuts.**
- **A door prize drawn from a hat (or bucket) for a lucky attendee.**

Remember that this is the main fund raising event for the club each year, so the proceeds will come back to you in the form of outings, pizza at our meetings, etc.

**SIGN UP USING THE FORM ON PAGE 6**

### MARCH CASTING CLINIC

**WHEN: Sat. March 5, 2011, 9:00 AM until 2:00 pm**

**WHERE: Picnic Island Park**

**LED BY: Steve Parker**

**This is a beginner and intermediate clinic**

- **One-on-one** and **group** casting lessons/assistance designed to upgrade your skills.
  - **Casting** styles and Casting physics,
  - **Rod selection** (flex type based on style),
  - **Fly lines-** types available and their application.
  - **Special Tips:** Steve will reveal the tips that he has learned over the last 30+ years of fly fishing.
  - **Bring your own rod** or use a club rod (limited availability).
  - **Lunch** will be served
  - **Fish after the clinic**, on your own.
- Sign up at March meeting, or call Steve at 813-287-5583**

### DINNER AND A SHOW FOR TBFFC

A new set of fly fishing movies will be shown at the Tampa Pitcher Show theatre on Thursday April 7 at 6:30 or 7:00pm. Discounted price tickets are available at Tampa Bay on the Fly, 4203 El Prado, Tampa before the event. Tickets at the door, if available, will be \$3 more (probably \$15).

Members can meet for dinner before the movie at the Tilted Kilt Pub at 14457 N. Dale Mabry. The restaurant is 1/8th mile south of Ehrlich Rd. on the east side of the street. It is also directly across the street from the Pitcher Show so it will be easy to make the movie on time if we meet at 5pm or so.

### SUNCOAST FLY FISHERS

[www.suncoastflyfishers.com](http://www.suncoastflyfishers.com)

Regular Meetings: 6:30pm on the Third Thursday of each month, **except December**, at Walter Fuller Recreation Center, 7883 26<sup>th</sup> Ave. N., St. Pete.

### MANGROVE COAST FLY FISHERS

[www.mangrovecoastflyfishers.com](http://www.mangrovecoastflyfishers.com)

NOTE: Newer Location for MCFF Club meetings - **Twin Lakes Park.** The entrance to Twin Lakes Park in Sarasota is located on Clark Road, just 1/2 mile east of I-75, on the south (right) side of the road. Contact website above for details and directions.

	<b>Wallace B. Anderson, Jr.</b> Attorney at Law	<b>Specializing in Estate Planning, Probate, Business Law and Tax Law</b>
	2202 N West Shore Blvd Suite 200 Tampa FL 33607	
Phone: 813.639.4255 Fax: 813.639.7501 Email: <a href="mailto:wbataxlawyer@aol.com">wbataxlawyer@aol.com</a>		

New Ideas &  
Full Color Print Solutions.



Great People. Great Solutions.




813.319.3300 | [copycontrol.com](http://copycontrol.com)

## TIPS FOR TBFFC – No. 33


### Casting Tip for TBFFC: 16


How do I deal with a strong wind at my back?

This common problem is handled opposite the wind coming into your face. Instead of a high backcast and a low forward cast, make a low backcast and a high forward cast. A tight loop on the backcast will penetrate the wind better and changing your casting plane to allow a high delivery will allow the wind to help carry your line and fly further. A Belgian cast is very useful. Sometimes called a continuous tension cast with the rod constantly loaded until delivery, the rod does not stop on the backcast. Your cast will also change planes. Pick up the line and start the cast horizontally and deliver the cast vertically, again allowing the wind to help. Using only a good roll cast, which eliminates your backcast, is another simple solution.


Pat Damico, MCI 

### A Miscellany of Tips (Worth a Try)

1. **Pro's tip:** Tungsten wire wrapped on the hook shank before tying the fly or adding dumbbell eyes in varying sizes will add a small amount of weight to the fly where it is needed. After the fly hits the water, use a countdown method, counting slowly until fish are located, and repeat the technique on successive casts. **Pat Damico**
2. **Come to our Banquet:** We will have some of the best food, camaraderie, bargains at our silent auction, open bar, and general jolly good time that you have ever experienced. **The Board**
3. **Quaker Oats for fast pain relief...** it's not for breakfast any more! Mix 2 cups of Quaker Oats and 1 cup of water in a bowl and warm in the microwave for 1 minute, cool slightly, and apply the mixture to your hands for soothing relief from arthritis pain. **Anon.**
4. **Easy eyeglass protection...** to prevent the screws in eyeglasses from loosening, apply a small drop of Crystal Clear Nail Polish to the threads of the screws before tightening them. **Anon.**
5. **Listerine therapy for toenail fungus:** Get rid of unsightly toenail fungus by soaking your toes in Listerine Mouthwash. The powerful antiseptic leaves your toenails looking healthy again. **Anon.** 



There's something **reelfishy** in Florida!




**SI FISHING CHARTERS, Inc.**


- 55 Professional Licensed and Insured Captains on Staff.
- Corporate and Group Charters Specialist.
- Travel planning for group or corporate charters.
- Tournament packages arranged for group, corporate and fund-raising events.

1/2, 3/4 or Full Day Charters!  
813-973-7132


**Awesome Fishing with Captain Keiland Smith**



**Night-Time Snook**



**West-Coast Tarpon**



**East-Coast Redfish**

863-944-7475  
www.awesomefishing.net

## Member Photos, March 2011



Club members had a fine time at the February Shad Outing, covering many activities: They camped (upper left), they ate (upper right), they walked their dogs (lower right) and they froze during the day (main picture) and also at night (lower right). There were claims that they even caught some shad, but nobody sent in any photos to prove it. *[Photos by Leigh West and Denise Bruner]*

## **TBFFC Annual Banquet and Auction And Membership Renewal**

**Date and time:** Saturday, March 26, 2011 at the Columbia Restaurant, Ybor City

**Menu:** A selection from the Columbia Restaurant's famous dishes.

**Program:** 6:00-7:30 PM Silent Auction, Hors D'oeuvres and cash bar;  
7:30 PM Dinner, Live Auction and Entertainment  
9:00 Closing Remarks, Pick up Silent Auction Items

***Grand Prize Drawing – You May Have the Lucky Number***

### **A. Order Form for Annual Banquet**

Where: Columbia Restaurant,

When: March 26, 2011 @ 6:00 PM (Dinner 7:30 PM)

(Please print)

Name \_\_\_\_\_ Phone \_\_\_\_\_ (Evenings)

Number of Guests (including yourself) \_\_\_\_\_ (\$35.00 per person) \$ \_\_\_\_\_ Total

**Tickets to be picked up at the event**

### **B. Pay your 2011 Club Dues (if not already paid)**

Your Name: \_\_\_\_\_ Date: \_\_\_\_\_

Street address: \_\_\_\_\_ City: \_\_\_\_\_ State: \_\_\_\_\_ Zip: \_\_\_\_\_

Hm. Phone: \_\_\_\_\_ Wk. Phone: \_\_\_\_\_ Cell Phone: \_\_\_\_\_ E-Mail \_\_\_\_\_

Type of Membership\*: \_\_\_\_\_ Please Check:  One Year  Five Year  Total Paid \_\_\_\_\_

*\*Single \$25 for one year, \$100 for 5 years; Family \$35 for one year, \$140 for 5 years; Corporate \$95 per year (includes ad in newsletter)*

**Please list names (in addition to your own) that you wish to include in family membership**

Name: \_\_\_\_\_ Name: \_\_\_\_\_ Name: \_\_\_\_\_

**C. Total Paid From A and B. above = \$ \_\_\_\_\_.**

Please write your Check to "Tampa Bay Fly Fishing Club" and pay at the meeting or mail to:

**Tampa Bay Fly Fishing Club, c/o Rick Valeri, Treasurer, 1404 Oxfordshire Court, Brandon, FL 33510**

**Note: If you are a Guide or a Vendor donating a trip or merchandise to the Club, do not send any money at this time. Instead, fill in the number of tickets requested and check here ( ). Thank You**

# Baitfish Fly Patterns That Fish Eat

*By Capt. Pat Damico*

As fly fisherman, we are given a rare opportunity, especially if we tie our own flies because there is no limit to our creativity when sitting down at the tying bench. The variety of materials available to help create great patterns has never been better. When I first began to tie flies, a Herter's catalog and my hunting trips were supplemented with a few trips to local farms where bandy roosters were carefully selected for their plumage. Sunday morning church services had me distracted by fancy feathered hats worn by some of my female neighbors. Each fly as it left the vise was carefully scrutinized to make sure it was perfect. Dry flies were dropped on the table to make sure they bounced and stood upright indicating that they would ride nicely on the waters surface. Wet flies and streamers were carefully contoured to entice subsurface feeding fish.

Although I still enjoy freshwater trout and bass fishing, much of my time is spent fishing the salt. As I get older, my interest in tying size 20 flies has been replaced with larger patterns that frequently duplicate baitfish. I wish I could limit the number of flies I tie and carry, but the desire to tie a new pattern or modification of an existing fly still fascinates me. Holding a killer fly in your hand doesn't necessarily assure success. Think of the many times your perfect fly was mutilated after catching fish repeatedly only to perform better.

Bigger doesn't necessarily mean better when fly fishing. I remember an incident a few years ago when I was wade fishing at Ft. DeSoto Park. Another angler was fly fishing to my right and was casting a fly that looked like it was eight inches long. I waited for him to get closer and asked him how his morning was going. His response was that he hadn't caught anything,

even though he saw several fish. The flies he was using were the same he had successfully used in the surf in Massachusetts, where he did most of his fishing. Large strippers were his targets there, with most of his fishing after dark. In order to cast such large flies, he was using a ten-weight rod, a weight forward full sinking line and a rather short heavy leader. Fly fisherman can make the same mistake as spin fisherman using tackle that is very heavy. I gave him a few small baitfish patterns and a different leader. He looked at my flies like they would never work. Several minutes later, I saw his rod bent as he shouted to me to get my attention.

Kayak fishing recently with a friend who was using the same setup I had showed the importance of varying your retrieve and depth. He was not having much success, but connected to his first good fish while mimicking my retrieve. His initial movement imparted to the baitfish pattern was jerky and near the surface. I was using a slow, long retrieve after waiting for the fly to sink

A list of suitable patterns to duplicate baitfish could include Lefty's Deceiver, a half and half, which is half Deceiver and half Clouser minnow, a Clouser Minnow and a Bendback. These all are usually tied with animal hair and feathers. Substitute synthetic material for these patterns. These traditional proven patterns are great, but I must confess I use a lot of totally synthetic patterns that are very productive. My Bead Butt Baitfish, EP patterns as well as those with added flash should be included in your selection. Some unusual colors work well: chartreuse/white, black/purple and brown/orange are some of my favorites. Eyes, frequently oversized, add appeal to any pattern. Matching the hatch is always a good starting point, but sometimes being unconventional leads to better results.

The fish are always our best teacher and will reward good performance. Now that you have selected a suitable fly, put it to work in the water and enjoy some great fishing. 🎣

## ***FLY OF THE MONTH***

### **Purple Egg Sucking Leach**

*As Tied by Steve Parkerr*



Over the years, I have spent a small fortune on flies for Alaska. The purple egg sucking leach has proven to be the most successful by far. The key is a strong, long shank sharp hook such as the Gamakatsu T10-6H. This hook is available in colors. Blue and red are a great choice.

#### **Materials**

**Hook:** Gamakatsu T10-6H

**Weight:** Large dumbbell eyes.

**Thread:** red

**Tail:** Purple Marabou, UV Krystal Flash, and opal/purple Flashabou

**Body:** Purple polar Chenille (aka cactus chenille).

**Head:** Orange-Pink chenille.

**Hackle:** Purple Saddle Hackle

#### **Tying Instructions**

1. Start by tying on large dumbbell eyes. Heavy eyes are required as most of the fishing is in rivers with strong current. The nickel plated eyes work well. No need for the expensive eyes with a pupil.
2. Next work the thread to the bend of the hook. I recommend a whip finish before going further however, it is not necessary.
3. Tie in a combination of purple marabou, UV Crystal flash and opal/purple Flashabou to make a tail on the fly. The marabou provides a life-like action in the water.
4. Next tie in purple Polar Chenille (aka cactus chenille) and a single piece of saddle hackle.
5. Run the thread up to the end of the hook near the eye and tie in orangeish pink chenille to form an egg shape around the eyes. The chenille is available in many colors. It is best to use a color as close to the eggs in the river as possible. In other words, tie up a bunch of flies with various color chenille.
6. Wrap the polar chenille toward the eyes and tie off. Palmer the saddle hackle from the bend to the eyes and tie off with a whip finish. A drop of head cement can be dropped onto the whip finish if held above the hook and allowed to just drop onto the fly. That's all there is to it.

## ***Fishing Report and Forecast***

*“What a great time to go fishing!”*

Winter resident **Nick Reding** and **Mike Perez** fished North Sarasota Bay with **Rick Grasset** 1/28/11. They waded all day and fished the pot holes and drop offs. Due to the cold weather the fishing was slow, however they managed to catch and release a few quality trout on the Grasset Minnow and clouser flies.

Club member **Lynn Skipper** used his guide trip 2/13 with **Pat Damico**. His casting ability, even under some windy conditions, resulted in a dozen or so reds. He also had his first fly slam with trout and snook. A sink tip line was needed for most of the fish.

Members **John and Joan Willis**, fishing in a kayak and also wading, caught several trout most under limit but enough for a couple of dinners. Later in the week fishing Merritt Island NWR caught half a dozen small trout but Joan did catch a 21” trout on a brown/white sparse clouser. Way to go Joan!

Member **David Mullins**, wading the flats in Safety Harbor, caught trout using a copper colored toad fly on the bottom near drop offs.

I only received two reports on the shad outing. **Robert Fischer** caught 13 on Friday but only 3 on Saturday; **Lance Pocock** caught 5 on Friday. **Sam Bower** caught 1 shad.

Tight Lines,

Bob Gaulin

[Rjgaulin@yahoo.com](mailto:Rjgaulin@yahoo.com)

813-782-8605 🌞

### Member Benefits

TBFFC is famous for its value and focus on the sharing of information, experience, and craftsmanship with its members. As a TBFFC member you will enjoy many benefits free or at nominal cost, plus enriching experiences.

- Monthly Meetings with Famous Speakers
- Fly Fishing Outings
- Fishing Trips Sponsored by Members and the Club
- Group Clinics and Workshops
- Fly Tying Lessons
- One-On-One Fly Casting Lessons
- Shirts and Hats with club logo
- 80 Page Beginner's Basic Skills Instruction Manual
- Annual Banquet with International Speakers

These boat Captains can take you to the best fishing spots  
*Fly Fishing Guides*

- Capt. Nick Angelo (813) 230-8473
- Capt. Sergio Antanes (813) 973-7132
- Capt. Pat Damico (727) 360-6466
- Capt. Bryon Chamberlin (813) 361-8801
- Capt. Joe Gonzales (305) 642-6727
- Capt. Rick Grasset (941) 923-7799
- Capt. Pete Greenan (941) 923-6095
- Capt. John Hand (239) 842-7778
- Capt. Wade Osborne (813) 286-3474
- Capt. Frank Rhodes (863) 967-4258
- Capt. Russ Shirley (727) 343-1957
- Capt. Keiland Smith (863) 944-7475

### Fly Casting Coaches

Novice or advanced caster, one of the following coaches can assist you with your casting. Contact one convenient to your location to arrange a casting session.

**South Tampa**

Steve Parker.....813- 287-5583

**Brandon**

Neil Sperling.....813-655-5627

**North Tampa**

Jeff Abeles .....813-961-0097

Robert Fischer.....813-962-0185

Dan Lagace.....813-929-6605

Bill Murdich ..... 813-971-4764

Leigh West. .... 813-971-8697

**Saint Petersburg**

Capt. Pat Damico.....727-360-6466

**Polk County**

Capt. Frank Rhodes.....863-967-4258

### Our Corporate Sponsors

These companies sponsored the Tampa Bay Fly Fishing Club. Some are members of the club. We urge you to patronize them.

- 3-WAY CONSTRUCTION CO. Robert Fischer PO Box 342774, Tampa, FL 33694 (813) 968-1505.
- AFISHIONADO GUIDE SERVICES., Capt. Wade Osborne, (813) 286-3474 , [www.wafashionado.com](http://www.wafashionado.com)
- ALLIGATOR BOB'S Gourmet Alligator Meat Snacks (813) 986-3008, [WWW.GATORBOB.COM](http://WWW.GATORBOB.COM)
- ALLSTATE FINANCIAL SERVICES L.J. Cathlineau (813) 752-2556
- AVANT GOLD JEWELERS, Jeff Abeles, 10330 North Dale Mabry, Suite 150, Tampa, FL 33618, (813) 961-0097
- AWESOME FISHING ADVENTURES, Capt. Keiland Smith, (863) 944-7475
- BARBED STEEL charters inc. Capt. Bryon Chamberlin (813) 361-8801 [captbryon@yahoo.com](mailto:captbryon@yahoo.com).
- Bill JACKSON'S SHOP FOR ADVENTURE, 9501 US 19 N. Pinellas Park FL 33782, (727) 576-4169
- REDFISH LANDING GUIDE SERVICE Capt. John Hand [www.RedfishLandingGuideService.com](http://www.RedfishLandingGuideService.com) (239) 842-7778
- CAPT. RUSS SHIRLEY (727) 343-1957 [www.capt russ.com](http://www.capt russ.com)
- CAPT. SERGIO ANTANES (813) 973-7132 [www.REELFISHY.com](http://www.REELFISHY.com)
- CENTER FOR RADIATION ONCOLOGY, Kathryn Kapes, M.D., Jack Steel, M.D., Brandon, Plant City, Sun City Center, Tampa and Zephyrhills (813) 661-6339
- COPY CONTROL MANAGEMENT, INC. Donnie Cayo, Jr. 9411 Corporate Lake Dr. Tampa, FL (813) 882-3945 [www.copycontrol.com](http://www.copycontrol.com)
- TAMPA BAY ON THE FLY Enver Hynsni 4203 W. El Prado, Tampa (813) 443-0660 [www.tampabayonthefly.com](http://www.tampabayonthefly.com)
- THE FLY GUY Capt. Pat Damico (727) 360-6466 [www.captpat.com](http://www.captpat.com)
- THE TAMPA ANGLER , Capt. Dave Chouinard, 490 W. Hillsborough Ave., Tampa 813-374-2497 [www.TheTampaAngler.com](http://www.TheTampaAngler.com)
- SNOOK FIN-ADDICT GUIDE SERVICE, INC. Capt. Rick Grasset, (941) 923-7799 [www.snookfin-addict.com](http://www.snookfin-addict.com)
- SWANN'S FLY FISHING SHOP, Jim Swann, 13650 South 98 Bypass, Dade City, FL 33525, (352) 567-6029
- WALLACE B. ANDERSON, Jr. ATTORNEY AT LAW, 220 N. West Shore Blvd, Suite 220, Tampa.( 813) 639-4255 [wbataxlawyer@aol.com](mailto:wbataxlawyer@aol.com)

**2011 member application  
Tampa Bay Fly Fishing Club**

Your Name: \_\_\_\_\_ Date: \_\_\_\_\_

Mailing address: \_\_\_\_\_

City: \_\_\_\_\_ State: \_\_\_\_\_ Zip: \_\_\_\_\_

Hm. Phone: \_\_\_\_\_ Wk. Phone: \_\_\_\_\_

Email address: \_\_\_\_\_

Type of Membership: \_\_\_\_\_

Please Check:  One Year  Five Year

*Please list names you wish to include in family membership*

Name: \_\_\_\_\_ Rel: \_\_\_\_\_

Name: \_\_\_\_\_ Rel: \_\_\_\_\_


Name: \_\_\_\_\_ Rel: \_\_\_\_\_

Annual Dues: \$25.00 Individual Membership  
 \$35.00 Family Membership  
 \$95.00 Corporate Single Membership  
*(includes one membership and Ad Space)*  
 \$120.00 Corporate Double Membership  
*(includes two memberships or family membership and Ad Space in Newsletter)*

Five Year Dues: \$100.00 Individual Membership  
 \$140.00 Family Membership

Please make check payable to: Tampa Bay Fly Fishing Club  
 C/o Rick Valeri, 1404 Oxfordshire Ct. Brandon, FL 33510

Tampa Bay Fly Fishing Club  
 P.O. Box 692  
 Brandon, FL 33509-0692


**JIM SWANN'S**


**Complete Fly Fishing Shop**  
**Rods - Reels - Hand Tied Flies - Materials**  
**Guide Service**  
**Classes in Flying Tying and Casting**


**352-567-6029**
13650 So. 98 By Pass  
Dade City, FL 33525

**Capt. Dave Chouinard**  
 8490 W. Hillsborough Ave  
 Tampa, FL 33615


---

Full Service Fly Shop  
 Fresh & Saltwater  
 Fly Tying & Casting Lessons  
 Internet Catalog & Rewards Program

Tel: / Fax: 813-374-2497  
 Email: Dave@TampaAngler.com



**TheTampaAngler.com**


License Number  
CGC037643

**ROBERT FISCHER**  
 President

813-968-1505  
 P.O. Box 342774 • Tampa, FL 33694 • (813) 968-1505



**Fly Fishing and Tying**  
**Equipment, Instruction, and Adventures**

4203 W El Prado Blvd  
 Tampa FL 33629  
 Enver Hysni  
 Cell 727.504.4062 Phone 813.443.0660  
 enver@tbof.com [www.tampabayonthefly.com](http://www.tampabayonthefly.com) Fax 813.443.0662