



**Next Meeting: Wednesday, August 1, 2012, 5:30-6:00 p.m.**

### **Invited Speaker**

**Robert Fischer**

Robert started fly fishing in Miami in the late 50's after watching "The Flying Fisherman" on TV and reading "Outdoor Life" magazine. He learned to catch bass and bluegills in Jacksonville in the 60's and 70's, and got serious about fly fishing in Tampa after meeting Rick Redd and helping to start the Suncoast Fly Fishers.

Robert explains his exceptional fishing (or is it fishing?) success as follows: "Having an understanding wife and low career ambitions permitted spending more time on the water with a lot of different fishermen that I learned a lot from. I'll be talking about using what I've learned to catch a variety of species. The most important thing I learned- You don't catch many fish by sitting on the couch!"

*Editors note: Robert has caught at least 79 different species of fish on fly. By our meeting time that may reach 80!*

### **Featured Fly Tier**

**Robert Fischer**

I'll be tying "Jim's Golden Eye Shrimp". I've been using it locally, in the Bahamas and in Mexico with great results. It looks very realistic and has an unusual action when stripped. Originated by Jim Orthwein for bonefish in the Bahamas, he has caught many bonefish over ten pounds on it. I've caught bonefish, permit, trout, reds, pompano, blacktip shark, seabass, and many other inshore fish.

**Directions to Our Meetings:** **From I-75**---Take Bruce B. Downs exit from I-75; go west 2 miles to traffic light, turn left onto Tampa Palms Blvd., then left on Compton Drive, and right at Compton Park. **From I-275**---Take Bearss East to Bruce. B. Downs; then Bruce B. Downs east/north to Tampa Palms Blvd. Rt. on Tampa Palms, then left on Compton Drive and right at Compton Park

## AUGUST 2012 PRESIDENT'S MESSAGE

Hi everyone,

It is time to get your suntan lotion on the tips of your earlobes and backs of your hands, but not on your fly line, if you can manage that feat of contortion as you head out for your next fly fishing trip.

Special thanks to **Chris Anderson**, who told us how to get our hands on all of the printed and on-line fishing, boating, and mapping information available in Florida. Thanks also to **Bryon Chamberlin** for teaching us how to tie the Purple Nugget tarpon fly. See Instructions on Pg. 8 below.

While our May speaker, **Jim Seegraves** was explaining how he landed his world record redfish on 6 lb tippet, I thought back on the time when I fought for 55 minutes with a large Atlantic salmon that might have been the biggest one caught that year on the Miramichi River. Alas, the fish got away. I am sure many of you have had a near-record experience of some kind during your fishing careers, and may have even released one without checking the record books. However, the most important record is your own, not the one that is in some book sitting on a shelf in Dania Beach Florida. So go out there and beat your own best!

I would also like to thank those who contribute articles and photographs to our newsletter. Please remember that it is fun to share and to see your work published. Just send it to me at [dmiekka@cs.com](mailto:dmiekka@cs.com) or by snail mail to Dick Miekka, 6735 14<sup>th</sup> Street S., St Petersburg Fl 33705.

Hope to see you at the August meeting  
Dick 🍷

### In This Issue:

### Page


Monthly Meeting . . . . .	1
President's Message.....	2
TBFFC calendar of events.....	3
Tips for TBFFC, No. 49.....	4
Member Photos.....	5,6
Are Weedless Flies Fishless?.....	7
Fly of the Month.....	8
Catching Report.....	8
Membership Application, Guides, Casting Coaches, etc.	9

### OFFICERS AND DIRECTORS

<b>Interim Presidents (shared)</b>	<b>Durkin, Miekka, Sperling</b>	
<b>Vice President</b>	<b>Walt Durkin</b>	<b>813-476-7128</b>
<b>Treasurer</b>	<b>Rick Valeri</b>	<b>813-681-9143</b>
<b>Directors:</b>	<b>Nick Angelo</b>	<b>813-230-8473</b>
	<b>Denise Bruner</b>	<b>813-989-2909</b>
	<b>Bryon Chamberlin</b>	<b>813-361-8801</b>
	<b>Pat Damico</b>	<b>727-360-6466</b>
	<b>Robert Fischer</b>	<b>813-962-0185</b>
	<b>Bob Gaulin</b>	<b>813-782-8605</b>
	<b>Ted Hagaman</b>	<b>813-920-7863</b>
	<b>Jeff Janecek</b>	<b>352-588-3866</b>
	<b>Dick Miekka</b>	<b>727-866-8682</b>
	<b>John Nelson</b>	<b>813-805-0202</b>
	<b>Rick O'Hara</b>	<b>813-238-6763</b>
	<b>Neil Sperling</b>	<b>813-655-5627</b>
	<b>Alligator Bob Young</b>	<b>813-986-3008</b>

The next meeting of the TBFFC Board of Directors will be at 6:00 P.M. on Wednesday, August 8 at the Spain Restaurant,

**NOT GETTING THE NEWSLETTER?** Please call Dick Miekka, Editor, at 727-866-8682 or e-mail to [dmiekka@cs.com](mailto:dmiekka@cs.com)



**The Fly Guy**  
Capt. Pat Damico  
2981 E. Vina del Mar Blvd.  
St. Pete Beach, FL 33706  
Tel: 727-360-6466  
Web: <http://captpat.com>  
Email: [flyguy@captpat.com](mailto:flyguy@captpat.com)

**Barbed Steel Charters, Inc.**  
Specializing In Fly Fishing Along Florida's West Central Gulf Coast



Capt. Bryon Chamberlin  
(813) 361-8801  
[captbryon@yahoo.com](mailto:captbryon@yahoo.com)  
[www.barbedsteel.com](http://www.barbedsteel.com)

USCG Licensed & Insured



**Tampa Fishing**  
**OUTFITTERS**

3916 W. Osborne Ave. Tampa, FL 33614  
Tel: (813) 870.1234 Fax: (813) 801.9609  
[www.tampafishingoutfitters.com](http://www.tampafishingoutfitters.com)  
[tampafishingoutfitters@gmail.com](mailto:tampafishingoutfitters@gmail.com)



**L.J Cathelineau**  
Personal Financial Representative  
**Allstate Financial Services, LLC**

1003 S. Collins Street  
Plant City, FL 33563  
Office 813.752.2556  
Cell 727.656.9607

Securities offered through Allstate Financial Services, LLC (LSA Securities in LA and PA).  
Registered Broker-Dealer. Member NASD, SIPC.

## TBFFC EVENTS

### 2012 TBFFC MEETING DATES

Here are the meeting dates for 2012; August 1, September 5, October 3, November 7, December 5. **Please watch this space for any changes.**



### Help Lily Renzetti Cast for Recovery



**Fish Tales & Cocktails**  
A special fundraiser benefiting Casting for Recovery Florida which organizes and hosts free therapeutic fly-fishing retreats for breast cancer survivors from Florida

The 2012 CFR Fundraising Event On July 28 is sponsored by  
**The Institute of Military Technology**



#### Knights Armament

701 Columbia Boulevard,  
Titusville, FL 32780

The Institute of Military Technology holds one of the finest private collections of historical military weapons, vehicles and artifacts in the United States

Enjoy a special private reception and tour of the collection with Mr. C. Reed Knight, Jr., Joe McClain and or Ken Greenslade between 2 and 4 pm.

Tickets \$125 - Limited places available



General Tours from 4pm - 9pm with 2 Drink tickets included - Tickets \$75.

Reception entry tickets from 4pm \$35

The Fish Tales and Cocktails reception includes wine, hors d'oeuvres, silent auction, raffles, 50/50 and entertainment, business casual appreciated.

Tickets are available from Lily Renzetti (321) 267-7705 or Lily@Renzetti.com

You can also order tour tickets on-line. Go to the link below.  
<https://secure.acceptiva.com/?cst=120192>

Casting for Recovery's program combines counseling, medical information, and the therapeutic sport fly-fishing. Our two-and-a-half day retreats are offered at *no cost* to women at any age and stage of breast cancer treatment and recovery. Casting for Recovery is a 501(c)(3) non-profit  
[www.castingforrecovery.org](http://www.castingforrecovery.org)

The proceeds raised will go to Casting for Recovery Florida Retreats.

\* Please note: The tours are not handicap accessible.

## ED BANG IS SELLING HIS STUFF

Anyone interested in either starting or stocking up on fly tying materials accumulated over 35 years of tying professionally, commercially and for his own enjoyment should call Ed and make an appointment to get together with him. He would be happy to swap fishing stories and trade fly tying hints with you. Ed also has some great bait casting equipment.

Call him at: 813-677-5076  
Or email him at: [ebang@tampabay.rr.com](mailto:ebang@tampabay.rr.com)  
His Home Address is: 10024 King Oak Drive  
Riverview, FL 33569



### SUNCOAST FLY FISHERS

[www.suncoastflyfishers.com](http://www.suncoastflyfishers.com)

Regular Meetings: 6:30pm on the Third Thursday of each month, **except December**, at Walter Fuller Recreation Center, 7883 26<sup>th</sup> Ave. N., St. Pete.



### MANGROVE COAST FLY FISHERS

[www.mangrovecoastflyfishers.com](http://www.mangrovecoastflyfishers.com)

NOTE: Newer Location for MCFF Club meetings - **Twin Lakes Park**. The entrance to Twin Lakes Park in Sarasota is located on Clark Road, just 1/2 mile east of I-75, on the south (right) side of the road. Contact website above for details and directions.

	<b>Wallace B. Anderson, Jr.</b> Attorney at Law	Specializing in Estate Planning, Probate, Business Law and Tax Law
	2202 N West Shore Blvd Suite 200 Tampa FL 33607  Phone: 813.639.4255 Fax: 813.639.7501 Email: <a href="mailto:wbataxlawyer@aol.com">wbataxlawyer@aol.com</a>	

New Ideas &  
Full Color Print Solutions.



Great People. Great Solutions.

813.319.3300 | [copycontrol.com](http://copycontrol.com)

## TIPS FOR TBFFC – No. 49

### Casting Tip for TBFFC: 32

Many of our club members have the opportunity to do a variety of fly fishing venues. Freshwater trout fishing is one of them and occasionally requires different techniques than those used for saltwater. I recently fished a Heritage Trout Stream that gets constant pressure every day of the year. Fishing a Trico hatch our success depended on size 24 dry flies, 7X tippet and a drag free drift. Wild brown trout would almost touch the offering with their nose before accepting or refusing a floating fly. At my suggestion, my companion made a lower backcast, there was a high obstruction behind him, and an elevated forward cast. This allowed the long fine leader to develop slack in the end before the fly lightly touched the moving smooth water surface creating several feet of drag free drift and a strike.

Pat Damico, MCI 🌅

### Don't Let your Berries get Moldy

This tip came to me on the internet.

Berries are delicious, but they're also kind of delicate. Raspberries in particular seem like they can mold before you even get them home from the market. There's nothing more tragic than paying \$4 for a pint of local raspberries, only to look in the fridge the next day and find that fuzzy mold growing on their insides.


Well, with fresh berries just starting to hit farmers markets, we can tell you that how to keep them fresh! Here's a tip I'm sharing on how to prevent them from getting there in the first place: Wash them with vinegar.

When you get your berries home, prepare a mixture of one part vinegar (white or apple cider probably work best) and ten parts water. Dump the berries into the mixture and swirl around. Drain, then rinse if you want (though the mixture is so diluted you can't taste the vinegar), and pop in the fridge.

The vinegar kills any mold spores and other bacteria that might be on the surface of the fruit, and voila! Raspberries will last a week or more, and strawberries go almost two weeks without getting moldy and soft. So go forth and stock up on those pricey little gems, knowing they'll stay fresh as long as it takes you to eat them.

You're berry welcome!

Dick Miekka 🌅



There's something **reelfishy** in Florida!

**SI FISHING CHARTERS, Inc.**

- 55 Professional Licensed and Insured Captains on Staff.
- Corporate and Group Charters Specialist.
- Travel planning for group or corporate charters.
- Tournament packages arranged for group, corporate and fund-raising events.

1/2, 3/4 or Full Day Charters!  
813-973-7132

**Awesome Fishing** with Captain Keiland Smith

Night-Time Snook

West-Coast Tarpon

East-Coast Redfish

863-944-7475  
www.awesomefishing.net

## Member Photos, August 2012



**Lynn Skipper** made a fishing trip in late May to Blueridge, GA and Cherokee NC with several friends. Lynn was fortunate to catch the largest Brown Trout (20"s), the only Brook Trout (14"s) and numerous Rainbows from 10"s to his largest fish pushing 22". This was his first trip back freshwater trout fishing since he was in Boy Scouts many years ago.



**Pat Damico** fished the Susquehanna River with Bill Whitebread, another MCI, on July 10. They caught over 30 scrappy small mouth bass.



**Bryon Chamberlin** sent these photographs of another successful tarpon trip with **Greg Peterson** (releasing fish) to

local, but exact location not disclosed waters.

Member Photos, cont'd



**Andy Constantinou** has gone to the UK for the summer, and is enjoying some great trout fishing.



**Leigh West** (above left), **Robert Fischer** (above right), **Lance Pocock**, and **Alligator Bob** took a fishing trip to the Florida Keys in late May. They caught some nice fish, and got to do a little bird watching up close.

## Are Weedless Flies Fishless?

*By Capt. Pat Damico*

Out in the Gulf, a weed line would be a great opportunity to find a variety of gamefish. In shallow water, weeds can be a real nuisance, especially when fly-fishing. The “dog days of summer,” bring weeds and floating grass that can make a day of fishing very trying. Recently I was out with a friend and we fished the early stages of an incoming tide where redfish mixed with mullet in very skinny grass covered water. My friend’s Exude tail on a light jig head easily slid thru the grass as the sides of the plastic bait protected the hook, which rode point up. A Texas rigged Slugo-type bait is also very weedless. Johnson silver minnows with a built in weed guard could also be used in this instance to avoid constant snags and fouling. When fly-fishing, do we have any options to make life easier for us during the summer months?

I love to fish docks close to the passes, especially at night, for a variety of gamefish. When the wind is blowing, which is most of the time, docks on the windward side always have weeds stacked against the shoreline. Snook can be seen in and around the weeds where a cast with most flies will foul when stripped a few feet. These fish will never show interest in a hook draped with “greens.” One option is to use a surface offering made of spun deer hair, like a Dahlberg Diver that is designed to ride with the hook point up, or where the deer hair is not trimmed near the hook point. If you happen to have your fly land on the dock or drape over one of the lines on the dock it will not hookup if gently teased past the obstruction. Mangrove shorelines require accurate casting to get at snook and reds that love to hide under the

overhanging branches. An exposed hook will snag and require moving the boat to the snag to free it, ruining the whole area. The vertical deer hair will protect the hook, but the soft texture will compress when a fish engulfs the fly. When fishing for largemouth bass with flies, a deer hair mouse designed like this is very effective around lily pads and thick grass.

Bendback fly designs are very weedless, especially when a stiff material is used to cover the hook point and they are dressed a little on the heavy side. I often use a combination of synthetic and natural deer hair for this application. Using light wire hooks without additional weight will also help.

Monofilament weed guards have been used for years and have many designs. Mason is a good material for this purpose as it is stiffer than most leader material. Most tackle shops have it in small spools. Fifteen to thirty pound test will suit most situations depending on hook size. A single or double strand tied at the bend of the hook when the fly is first started is brought to the eye of the hook and secured as a last step before finishing the head. The “loop” that is left around the hook point protects it. Monofilament tied at right angles to the hook near the eye is frequently used in single or double strands. The tying thread is wrapped behind to keep it in position before the head is completed. This last method is my least favorite.

A better variation of this is one that Lefty Kreh prefers and uses almost exclusively. Instead of plain mono, he used nylon-coated wire, the type used to make bite guards or wire leaders for toothy predators. Berkley makes a product, Steelon, in thirty-

pound test, which I use for all weed guards attached to the head of the fly. A piece is cut from the thirty-foot spool that is long enough to cover the hook point. It is attached as the head is completed. Flatten the end with small pliers and tie it in place. A few wraps of thread in front of, as well as behind the wire, will secure it. Use head cement, like Dave’s Flexament, that will penetrate the thread to really secure the wire to the hook. Cut the end so that it’s slightly longer than the hook point and also flatten this end finishing it at right angles to the hook.

Steelon can also be used to make an effective weedguard for hard body poppers. For foam heads, heat a needle and penetrate the body at a forty-five degree angle to the hook. Cement the nylon coated wire in place with crazy glue or epoxy. Cork or balsa bodies are best prepared with a Dremel or small drill using a bit a little larger than the wire’s diameter.

Don’t let floating vegetation discourage you from using your fly rod. Morning and evening have many aggressive fish prowling the flats. It’s one of the best times for skinny water action. Even if you don’t tie your own flies, many of the above applications can be added to your favorite finished flies in a few minutes. If you need any additional information, feel free to contact me.

Capt. Pat Damico, a FFF Master Certified Fly Casting Instructor, is available for fly and light tackle charters as well as fly casting instruction  
St. Pete Beach  
727-504-8649  
[www.captpat.com](http://www.captpat.com) 🌞

## ***FLY OF THE MONTH***

### **The Purple Nugget**

*As Tied by Bryon Chamberlin*



#### **Materials:**

**Hook:** SL12S 1/0

**Thread:** Black flat waxed nylon


**Tail:** Purple barred rabbit zonker

**Body:** Black saddle hackle and purple pearl chenille medium

**Eyes:** Medium black mono eyes

#### **Tying Instructions:**

- 1) Attach thread to shank of the hook near the bend.
- 2) Tie in the rabbit zonker and cut to about 1.5 inches in length. (optional....tie in mono loop to prevent fouling)
- 3) Tie in about 4 inches of chenille and one saddle hackle by the "base" end (leave the webby part to add "fluff" to the fly).
- 4) Wrap the thread about 1/2 way up the hook shank toward the hook eye and attach the mono eyes via figure 8 wraps. Then wrap the tread all the way toward the hook eye.
- 5) Palmer the chenille all the way to the hook eye and secure with the tread and trim the excess.
- 6) Palmer the saddle hackle all the way to the hook eye and secure with the tread and trim the excess.
- 7) Whip finish and apply head cement.

Bryon 

## ***Fishing Report and Forecast***

*"What a great time to go fishing!"*

**AUGUST 2012**

**Sam Bower**, TBFFC member from Nova Scotia reports catching 25 small mouth bass on Jim Swann's Florida special fly.

**John and Joan Willis**, the traveling members, fished Elkmont Campgrounds in the GSM national park and caught trout while fighting the rain. Just as I was to send my report, received an email from John that he had caught a nice bass on Thorntree Lake near St Paul, Indiana on a tan foam hopper he tied.

**Neil Taylor** sent me an email to report two of his fly fishing trips had good luck catching big trout on gurglers. Ladyfish and jacks were also in the mix, while red fish would follow the fly but would not eat it. He followed with a report of three days before the big winds came. A fly client Ragan, a newly certified fly instructor, caught trout and ladyfish on red and white clousers.

On a Sunday Leigh West ventured on an outgoing tide and caught several trout and one snook. He was also cut off by a large snook, and saw reds but no eaters. Fish were caught on Glades gurgler and green and white bendback in upper Tampa Bay.

Fishing off the beaches with Bryon Chamberlin in late June, Robert Fischer landed a 110# tarpon on Bryon's tarpon toad fly

Bob Gaulin   
[Waspfly32@gmail.com](mailto:Waspfly32@gmail.com)

**Snook Fin-Addict Guide Service, Inc.**

**CAPTAIN RICK GRASSETT**

2447 Waneta Drive • Sarasota, Florida 34231

**Lure & Fly Fishing Specialist**

**FFF Certified Fly Casting Instructor**

**Bay, Back Country & Coastal Gulf Fishing**

**Sarasota Bay • Charlotte Harbor • Tampa Bay**

(941) 923-7799

[www.snookfin-addict.com](http://www.snookfin-addict.com)

Email [snookfin@aol.com](mailto:snookfin@aol.com)

[www.flyfishingflorida.net](http://www.flyfishingflorida.net)



## Member Benefits

TBFFC is famous for its value and focus on the sharing of information, experience, and craftsmanship with its members. As a TBFFC member you will enjoy many benefits free or at nominal cost, plus enriching experiences.

- Monthly Meetings with Famous Speakers
- Fly Fishing Outings
- Fishing Trips Sponsored by Members and the Club
- Group Clinics and Workshops
- Fly Tying Lessons
- One-On-One Fly Casting Lessons
- Shirts and Hats with club logo
- 80 Page Beginner's Basic Skills Instruction Manual
- Annual Banquet with International Speakers

These boat Captains can take you to the best fishing spots  
**Fly Fishing Guides**

- Capt. Nick Angelo (813) 230-8473
- Capt. Sergio Antanes (813) 973-7132
- Capt. Pat Damico (727) 360-6466
- Capt. Bryon Chamberlin (813) 361-8801
- Capt. Joe Gonzales (305) 642-6727
- Capt. Rick Grasset (941) 923-7799
- Capt. Pete Greenan (941) 923-6095
- Capt. John Hand (239) 842-7778
- Capt. Wade Osborne (813) 286-3474
- Capt. Frank Rhodes (863) 967-4258
- Capt. Russ Shirley (727) 343-1957
- Capt. Keiland Smith (863) 944-7475

## Fly Casting Coaches

Novice or advanced caster, one of the following coaches can assist you with your casting. Contact one convenient to your location to arrange a casting session.

### Dade City,

Jeff Janecek.....352-588-3866

### South Tampa

Steve Parker.....813-287-5583

### Brandon

Neil Sperling.....813-655-5627

### North Tampa

Jeff Abeles .....813-961-0097

Robert Fischer.....813-962-0185

Dan Lagace.....813-929-6605

Bill Murdich .....813-971-4764

Leigh West. ....813-971-8697

### Saint Petersburg

Capt. Pat Damico.....727-360-6466

### Polk County

Capt. Frank Rhodes.....863-967-4258

## Our Corporate Sponsors

These companies sponsored the Tampa Bay Fly Fishing Club. Some are members of the club. We urge you to patronize them.

- 3-WAY CONSTRUCTION CO. Robert Fischer PO Box 342774, Tampa, FL 33694 (813) 968-1505.
- AFISHIONADO GUIDE SERVICES., Capt. Wade Osborne, (813) 286-3474 , [www.afashionado.com](http://www.afashionado.com)
- ALLIGATOR BOB'S Gourmet Alligator Meat Snacks (813) 986-3008, [WWW.GATORBOB.COM](http://WWW.GATORBOB.COM)
- ALLSTATE FINANCIAL SERVICES L.J. Cathlineau (813) 752-2556
- AVANT GOLD JEWELERS, Jeff Abeles, 10330 North Dale Mabry, Suite 150, Tampa, FL 33618, (813) 961-0097
- AWESOME FISHING ADVENTURES, Capt. Keiland Smith, (863) 944-7475
- BARBED STEEL charters inc. Capt. Bryon Chamberlin (813) 361-8801 [captbryon@yahoo.com](mailto:captbryon@yahoo.com)..
- Bill JACKSON'S SHOP FOR ADVENTURE, 9501 US 19 N. Pinellas Park FL 33782, (727) 576-4169
- REDFISH LANDING GUIDE SERVICE Capt. John Hand [www.RedfishLandingGuideService.com](http://www.RedfishLandingGuideService.com) (239) 842-7778
- CAPT. RUSS SHIRLEY (727) 343-1957 [www.captross.com](http://www.captross.com)
- CAPT. SERGIO ANTANES (813) 973-7132 [www.REELFISHY.com](http://www.REELFISHY.com)
- CENTER FOR RADIATION ONCOLOGY, Kathryn Kapes, M.D., Jack Steel, M.D., Brandon, Plant City, Sun City Center, Tampa and Zephyrhills (813) 661-6339
- COPY CONTROL MANAGEMENT, INC. Donnie Cayo, Jr. 9411 Corporate Lake Dr. Tampa, FL (813) 882-3945 [www.copycontrol.com](http://www.copycontrol.com)
- TAMPA BAY ON THE FLY Enver Hysni 4203 W. El Prado, Tampa (813) 443-0660 [www.tampabayonthefly.com](http://www.tampabayonthefly.com)
- THE FLY GUY Capt. Pat Damico (727) 360-6466 [www.captpat.com](http://www.captpat.com)
- SNOOK FIN-ADDICT GUIDE SERVICE, INC. Capt. Rick Grasset, (941) 923-7799 [www.snookfin-addict.com](http://www.snookfin-addict.com)
- SWANN'S FLY FISHING SHOP, Jim Swann, 13650 South 98 Bypass, Dade City, FL 33525, (352) 567-6029
- WALLACE B. ANDERSON, Jr. ATTORNEY AT LAW, 220 N. West Shore Blvd, Suite 220, Tampa.( 813) 639-4255 [wbataxlawyer@aol.com](mailto:wbataxlawyer@aol.com)

### 2012 member application

#### Tampa Bay Fly Fishing Club

Your Name: \_\_\_\_\_ Date: \_\_\_\_\_

Mailing address: \_\_\_\_\_

City: \_\_\_\_\_ State: \_\_\_\_\_ Zip: \_\_\_\_\_

Hm. Phone: \_\_\_\_\_ Wk. Phone: \_\_\_\_\_

Email address: \_\_\_\_\_

Type of Membership: \_\_\_\_\_

Please Check: One Year \_\_\_\_\_ Five Year \_\_\_\_\_

Please list names you wish to include in family membership

Name: \_\_\_\_\_ Rel: \_\_\_\_\_

Name: \_\_\_\_\_ Rel: \_\_\_\_\_

Name: \_\_\_\_\_ Rel: \_\_\_\_\_

Annual Dues: \$25.00 Individual Membership

\$35.00 Family Membership

\$95.00 Corporate Single Membership

(includes one membership and Ad Space)

\$120.00 Corporate Double Membership

(includes two memberships or family membership and Ad Space in Newsletter)



Five Year Dues: \$100.00 Individual Membership

\$140.00 Family Membership

Please make check payable to: Tampa Bay Fly Fishing Club

C/o Rick Valeri, 1404 Oxfordshire Ct. Brandon, FL 33510

Tampa Bay Fly Fishing Club  
P.O. Box 692  
Brandon, FL 33509-0692


**JIM SWANN'S**


Complete Fly Fishing Shop  
 Rods - Reels - Hand Tied Flies - Materials  
 Guide Service  
 Classes in Flying Tying and Casting

**352-567-6029**
13650 So. 98 By Pass  
Dade City, Fl. 33525


**CAPT. JOHN HAND**

  
 U.S.C.G. LICENSED AND INSURED




FLY FISHING & LIGHT TACKLE CHARTERS  
 FLY CASTING INSTRUCTION  
 SOUTH TAMPA BAY, FLORIDA

**REDFISH • SNOOK • SHARK • TARPON**


**239-842-7778**

  
[www.RedfishLandingGuideService.com](http://www.RedfishLandingGuideService.com)


License Number  
CGC037643

**Robert Fischer**  
**813-495-5685**

P.O. Box 342774 Tampa, FL. 33694



Fly Fishing and Tying  
 Equipment, Instruction, and Adventures

Enver Hysni  
 Cell 727.504.4062  
 enver@tbof.com

4203 W El Prado Blvd  
 Tampa FL 33629  
 Phone 813.443.0660  
 Fax 813.443.0662

[www.tampabayonthefly.com](http://www.tampabayonthefly.com)