



**Next meeting 3 March
0600 PM to 0900 PM**

**Speaker: Dr. Elizabeth Wallace
Bonefish and Tarpon Research**

Dr. Liz Wallace is a marine biologist specializing in sportfish genetics. This information can play a critical role in developing effective conservation and management strategies for recreational fisheries. Currently, Liz is working for the Fish and Wildlife Research Institute in St. Petersburg (which is the research arm of FWC). She has been studying bonefishes and their relatives for over 10 years. In her spare time, Liz enjoys the many water related activities the Tampa Bay area has to offer. She is a diver, sailor and novice fly angler working on technique and interested in gaining more experience. Liz will discuss her current research on bonefish and tarpon. These studies both explore the important issues of population connectivity between geographic locations and recruitment of young fish to the fishery. Are Florida bonefish and tarpon populations self-supporting? Or, are young fish recruiting from more distant locations? The answers to these questions will guide management and conservation by identifying the scale we need to focus these efforts, local and/ or regional.

Tyer: Robert Fischer

Robert is a long time TBFFC member and an accomplished fresh and salt water fly fisherman. Members will know him for providing the “grunts and grits” feast each year at our annual holiday party. Robert has fished around the U.S. and in Mexico and the Bahamas and enjoys light-tackle fly fishing. He will tie popular and simple bonefish patterns, some of which may work on our picky Tampa Bay redfish.

Directions to Our Meetings (0600pm): From I-75---Take Bruce B. Downs exit from I-75; go west 2 miles to traffic light, turn left on to Tampa Palms Blvd., then left on Compton Drive, and right at Compton Park. From I-275---Take Bearss East to Bruce. B. Downs; then Bruce B. Downs east/north to Tampa Palms Blvd. Rt. on Tampa Palms, then left on Compton Drive and right at Compton Park.

FEBRUARY 2015 PRESIDENT'S MESSAGE

Welcome to March and hope you found time to fish our low winter tides. Look for our fishing report for tips.

Thanks to Dayle and Barbara Mazzarella for their presentation last month. Dayle generously donated casting lessons and a guided trip out West for our banquet.

We continue to prepare for our banquet on 8 March at Hunter's Green Country Club. Cost is \$40 per person or \$75 per couple. Please sign up and/or pay at the next meeting so that we can get a good count. We welcome donations of new or lightly used items for the auction.

If you come early to the meeting, please do not enter the room before 05:30 PM. Other patrons may be using it.

Please note Capt John Hand has moved to the Everglades and is now operating charters from there. Give him a call for a great Everglades fishing experience.

// Walt Durkin 

EVENTS

- Annual club banquet – Sunday, 8 Mar from 3 to 8 PM. Hunter's Green Country Club
- 13 Mar – Salty Fly tournament
- 9 Apr – Fly Fishing Film tour
- Annual Mexico trip – 17 to 24 October

OFFICERS AND DIRECTORS

President: Walt Durkin	813-476-7128
Vice President: Ted Hagaman	813-920-8473
Treasurer: Rick Valeri	813-681-9143
Secretary: Dick Miekka	727-866-8682

Directors

Patty Anderson	813-960-8523
Denise Bruner	813-989-2909
Bryon Chamberlin	813-361-8801
Pat Damico	727-504-8649
Robert Fischer	813-962-0185
Bruce Anderson	813-960-8523
Rick O'Hara	813-238-6763

2014 TBFFC MEETING DATES

This month's meeting is 4 Feb from 6 to 9 PM followed by 4 Mar and 1 Apr.

TBFFC NEWS & NOTES

8 March: Club Banquet at Hunter's Green. Please join us for a fun evening on Sunday from 0300 to 0700 PM. We will start with appetizers and cocktails and finish with a buffet dinner. We will give away door prizes and have many great items in the silent auction including guide trips. This is our main fund raiser to support club activities. Cost is \$40 for a single and \$75 for a couple. Sign up at the next meeting or mail your check to Rick Valarie at 1404 Oxfordshire Court, Brandon, Fla., 33510. You can also pay at the door if you confirm attendance in advance.

17-24 Oct: Costa de Cocas lodge in Mexico. Xcalak and Chetumal Bay are rated one of the best fishing destinations in the world. Capt Frank Rhodes will coordinate the trip for up to 10 anglers again this fall. See me or Capt Frank at the next meeting for details.

25 Feb: Your Tampa Project Healing Waters fly fishing will conduct knot tying and an information meeting/sign up for free trout fishing trip in March to South Carolina. Meeting time is 6 pm to 7:30 pm at Flint Creek Outfitters on West Bay Shore Blvd for 2 Please RSVP to tampa.phwff@gmail.com

CCA STAR Tournament.

Florida Gulf Coast - January 26, 2015 -- How do you turn a redfish into a brand new truck? Catch a CCA Florida STAR tagged redfish and you could win a brand new truck or a boat, motor, trailer package! That's the premise behind the inaugural Coastal Conservation Association Florida State-wide Tournament and Anglers Rodeo (STAR). STAR anglers will compete for a total of nearly \$500,000 in prizes and college scholarships during the summer long tournament which runs from Memorial Day weekend to Labor Day weekend. Entry fees are just \$30 for current CCA members and \$60 for non-members, which includes a one year CCA membership. Have an angler age 6 to 17 that would enjoy participating? CCA New Tide members fish the STAR for free for a chance to win a share of up to \$100,000 in college scholarships. Talk to any of our CCA members for more details.

Marine Seminar. On 21 March, 500 Marine Corps Veterans will gather at the Embassy Suites in Tampa. We have the opportunity to have a club table to introduce fly fishing and tying. I am seeking club members who can work our table for a few hours that day to tie and talk about our club.

Tips for TBFFC

If you start to get tired and your casting suffers, try to shorten your casting stroke. As your line follows the shorter path of the rod tip, your casting loop will automatically get smaller. Focus on casting with the tip of the rod and let the rod do the work as it unloads after a short, smooth stroke with a quick stop. By relaxing and not trying so hard your cast will improve. 🌅

RANDOM THOUGHTS FROM THE TYING BENCH

By C.W. “Don” Coleman

WAKING FLIES – Instead of using a popper or slider to create commotion on the surface, try using a fly with a buoyant, spun deer hair head—my favorite is Tabory’s Snake Fly—and use a Riffing Hitch so that as the fly is retrieved it will veer off-line and create a wake. The Riffing Hitch can also be successfully used with underwater streamer flies. To make a Riffing Hitch, tie on the fly with your favorite knot—not a loop knot—and take two half hitches around the head of the fly with the leader coming off on either lower quadrant of the fly. Fish the fly with a rapid retrieve for maximum action. Don’t be afraid to think outside the box.


CASTING PRACTICE – Ed Story told us flat out. “Don’t wait to go fishing to improve your casting. All you need is a rod, always set up, and a patch of grass. Where would Arnold Palmer be if he waited for tournaments to swing a golf club?” The trick is not to practice the same mistakes over and over. ” Ed Jaworowski wrote, “Most casters use more energy to make a 50 foot cast than they need to make an 80 foot cast. It takes little effort to cast if you are doing it right. Don’t think in terms of power. Think of casting easier instead of harder.”

P.S. If you enjoy Don’s musings you can get his complete collection at the next meeting. //Walt

Photos



Jim Adams catches and releases 7 lb bonefish at Green Turtle Cay, Abaco



Ted with a Redfish from Cypress



Capt Rick Grassett trip produces big mackerel



Tampa Bay red on shrimp fly



Kelly and Wes Sobczac on a recent fishing trip to the Miami area resulted in a variety of fish; must be some kind of tropical slam!

Ride Around A Little - Part 1 by Robert Fischer

Last May I decided to take a bucket list motorcycle trip and ride out to the Rockies for a month. After a few days in Nashville with family I decided on the spur of the moment, to try to set a trip up with a pretty cool guy I saw on TV, Duane Hada. The fish gods smiled on me as he was only available on the day I'd be in Mountain Home, Arkansas. He recommended the Eagle's Nest Motel in Yellville and booked a room for me. Very nice and clean and run by a cute couple who go to Duane's church.

He picked me up the next morning and decided that we would go wet wading for smallmouth bass since I would have plenty of chances to catch trout later when I got to the Rockies. I jumped into his rustic old Dodge pickup and we went down a dirt road so far back in the woods I was completely lost. He left the truck on the side of the road, didn't lock it and probably didn't take the keys out either. Friendly place. We walked up the creek about ¼ mile with Duane pointing out all the trees and plants and animals like a 1st grade school teacher. It was spring, everything was in bloom and beautiful. He even found a fossil in the stream bed and told me to keep it for good luck. I still have it.

He gave me a white wool head minnow fly, slightly negative buoyancy, #4 hook and very wiggly. My 5 wt cast it easily across and upstream. Let it sink about a foot, give it a little wiggle, let it drift, wiggle. My second cast resulted in my first ever smallmouth. About 1 ½ pounds, no giant but I was thrilled as the fight reminded me of mangrove snappers. The next three hours gave up about 35 smallmouth up to 3 ½ pounds and an Arkansas bass. Species # 82 and #83 in my fly caught fish list. Duane's minnow and Smitty's MGM (My Glass Minnow) were deadly. They jumped on it faster than a Republican on a tax cut. On the way back to the truck Duane would stop and point out a particularly beautiful scene of water, flowers, trees, rocks and light.

Did I mention that he's an artist? In fact he makes more money from his artwork and illustrations than he does from guiding. Checkout DuaneHada.com and Rivertowngallery.com. or his facebook page. He really is an interesting man. He also pointed out an 800 # Arkansas spike buck standing downstream. A what? (It was really a Texas longhorn cow).

After a barbeque lunch he asked if I'd like to try something different. Of course, I said yes. He said my 5 wt would be too small but I assured him I could make it work. We went to the creek outside my hotel and walked 50 feet across a shallow sand bar to a deep channel on the far side. He said be quiet and crouch down. We waited until the golden monsters came drifting out from under some overhanging branches and he coached me to quietly cast the yellow egg pattern about 5 feet up stream of them. The monster sucked in the fly and when I set the hook he exploded angrily and ran up and down stream. My rod bent deeply into the cork and stayed there for 5 minutes. Fortunately I knew how much drag pressure my 8# tippet would hold and was able to get the 10# carp in hand fairly quickly. Duane was impressed. Carp are the freshwater reincarnation of our redfish. We caught 3 more up to 12 pounds before time ran out and we had to stop. Now that was fun and a surprise. So be flexible and try something new once and a while.



Fly of the Month: Beer Can Spoon Fly by Ted Hagaman

Materials:

Hook: Gamakatsu SP11-3L3H size 1 or 2

Thread: Red 6/0 Uni-thread

Beer Can of your choice: Miller Genuine Draft, Coors Light
(Remove beer before cutting pattern)

Five Minute Epoxy

.035 lead wire for weight

Red sparkle braid

Crystal flash for the tail


Instructions: Cut the top off the beer can. Cut the remaining can into workable pieces (rectangles) of the right color. Take advantage of the curve of the can to curve your pieces. On your rectangle draw the shape of your spoon (oval) and cut with scissors leaving a small tab at each end as a tie in point. Punch three holes in a row down the center axis. Wrap the hook with 10-15 wraps of the lead wire in the center of the hook. Start your thread and cover the shank down to the bend. Tie in the red sparkle braid at the bottom and bring your thread to the eye. Wrap the braid forward and tie off. Bring the thread to the back again and tie in your spoon on the outside of the shank at the bend and bring thread forward. Mix a little epoxy and coat the hood shank and underside of the spoon. Press spoon down and tie in at the front tab. Coat the spoon with epoxy being careful to get an even coat. Turn the fly and add epoxy to the bottom and fill any gaps between shank and spoon. After epoxy hardens add a weed guard and flash tail if desired. Spoon fishes well with or without a tail, but the tail gives it a bigger profile and more flash.

Top photo by Nanette O'Hara




Fishing Report and Forecast

“What a great time to go fishing!”

Capt Pat Damico provides this report from his Captain’s Corner: Winter saltwater fly fishing is a favorite of mine because the fair-weather anglers are home. The clear water flats are free of floating grass and make sight-fishing for trout, reds, sheepshead and occasionally snook a perfect venue. Wind can help or hinder. Perfect calm makes it easier to see fish, but they spook easily, making long casts necessary. A little surface ripple from the wind hinders the ability to see fish, but the fish are more relaxed, meaning you can get closer. A 9-foot fly rod, the ideal length for most of our fishing, should keep the fly and hook at least that far from you. If the wind is blowing into your noncasting side, the only problem is casting accuracy. Wind into your casting side is easily corrected by casting horizontally and close to the water, giving the wind little chance to affect the cast. A tight loop in your line created by having the rod tip travel in a straight-line path will be almost unaffected by the wind. A large loop is a disaster, especially if thrown high. A strong wind into your casting side is problematic, easily corrected by casting on your line-hand side using either a cast with your arm across your body or tilting your body away from the wind and "brushing your hair" with your casting hand as you have the rod tip travel on your leeward side. Learning to cast with both hands is ideal. //Pat 

The Cypress Park flat continues to hold schools of redfish. They hang on the outside bar on the lowest tides and come up on the flat as the tide comes in. New and full moon tides are best with the lowest lows and good moving water. Fish small shrimp or crab flies on long leaders down to 12 lb and cast will ahead of spooky fish.

Capt Rick Grasset suggests you may find trout, blues, pompano or flounder in channels, troughs, basins or edges of flats, particularly when the tide is low. Look for reds and big trout mixed with mullet schools on shallow flats and edges of bars. Afternoons may fish better than mornings when the water is cooler.

Mullet are returning to the Bay after spawning off shore for several months. Many of our game fish, including reds, trout, snook and sheepshead love to travel with schools of mullet. Mullet provide cover, safety and stir up food for the gamefish. Thus, gamefish swimming with mullet are often happy and easier to catch. Watch for mullet schools and their friends along sand bars on low tides or up on the flats over grass on higher tides. Jumping or finning mullet are one of the best signs for finding and catching shallow water gamefish. 

2015 CALENDAR OF EVENTS

- Feb 27 – Mar 1 Tampa Tribune show – Fairgrounds
- **Mar 8** **Annual Banquet – Hunters Green**
- Mar 13 Salty Fly Tournament
- **Apr 9** **Fly Film Tour in Tampa**
- **Apr 16** **CCA Banquet**
- May Buchan's Landing Outing in Englewood
- June Beginners Clinic
- July John Millns' Freshwater Outing
- Aug Scallop Outing
- Sept 12-13 Florida Sportsman Show
- Sep CCA
- Oct FFF Enclave, Miami, FL
- Oct 17-24 Mexico: Costa de Cocas trip
- Oct Carl Hanson Outing, Hillsborough River
- Nov Big Gun, Picnic Island
- Dec Members Year End Party
- Dec Play Hooky
- Dec Don Coleman Outing, Ft Desoto

Member Benefits

TBFFC is famous for its value and focus on the sharing of information, experience, and craftsmanship with its members. As a TBFFC member you will enjoy many benefits free or at nominal cost.

- Monthly Meetings with informative speakers
- Fishing Trips Sponsored by Members and the Club
- Group Clinics and Workshops
- Fly Tying Lessons
- One-On-One Fly Casting Lessons
- Shirts and Hats with club logo
- 80-page Beginner's Basic Skills Instruction Manual
- Annual Banquet

Fly Fishing Guides

- Capt. Nick Angelo (813) 230-8473
- Capt. Pat Damico (727) 504-8649
- Capt. Bryon Chamberlin (813) 361-8801
- Capt. Rick Grassett (941) 923-7799
- Capt. John Hand (239) 842-7778
- Capt. Frank Rhodes (863) 967-4258
- Capt. Greg Peterson (423) 432-1973
- Capt. Russ Shirley (727) 343-1957
- Capt. Keiland Smith (863) 944-7475

Fly Casting Coaches

Dade City

Jeff Janecek.....352-588-3866

South Tampa

Steve Parker.....813-287-5583

North Tampa

Robert Fischer.....813-962-0185

Dan Lagace.....813-929-6605

Leigh West813-971-8697

St. Petersburg

Capt. Pat Damico.....727-504-8649

Polk County

Capt. Frank Rhodes.....863-967-4258

Corporate Sponsors

These companies sponsored the Tampa Bay Fly Fishing Club. Some are members of the club. We urge you to patronize them.

- 3-WAY CONSTRUCTION, Robert Fischer PO Box 342774, Tampa, 33694, (813) 495-5685.
- ALLIGATOR BOB'S Gourmet Alligator Meat Snacks, (813) 986-3008, WWW.GATORBOB.COM
- AWESOME FISHING ADVENTURES, Capt. Keiland Smith, (863) 944-7475
- BARBED STEEL CHARTERS, Capt. Bryon Chamberlin, (813) 361-8801, captbryon@yahoo.com..
- REDFISH LANDING GUIDE SERVICE, Capt. John Hand www.RedfishLandingGuideService.com, (239) 842-7778
- CAPT. RUSS SHIRLEY, (727) 343-1957 www.captruss.com
- FLINT CREEK OUTFITTERS, 1502 N. West Shore Blvd., Tampa, 33607, (855)-892-7226, www.flintcreekoutfitters.com
- THE FLY GUY, Capt. Pat Damico, (727) 504-8649 www.captpat.com, pat4jaws@hotmail.com
- SNOOK FIN-ADDICT GUIDE SERVICE, Capt. Rick Grassett, (941) 923-7799, www.snookfin-addict.com
- SWANN'S FLY FISHING SHOP, Jim Swann, 13650 South 98 Bypass, Dade City, 33525, (352) 567-6029

alligator bob's

PREMIUM MEAT SNACKS



Robert "Alligator Bob" Young

P. O. Box 522 Thonotosasso, FL 33592-0522

Ph: (813) 986-3008

Email: gatorbob@gatorbob.com

Order online!

gatorbob.com



SaltFllys

Custom Built Saltwater Flies

CRAIG SMOTHERS

5526 SHADY BROOK TR.

SARASOTA, FL 34243

PHONE: (941) 266-5209

EMAIL: SALTFLYS@GMAIL.COM

WEBSITE: WWW.SALTFLYS.COM



The Fly Guy

Capt. Pat Damico

2981 E. Vina del Mar Blvd.

St. Pete Beach, FL 33706

Tel. 727-504-8649

Hppt://captpat.com

pat4jaws@hotmail.com

3WAY
CONSTRUCTION CO.
OF TAMPA INC.

License Number
CGC037643

Robert Fischer

813-495-5685

P.O. Box 342774 Tampa, FL 33694

Barbed Steel Charters, Inc.

Specializing In Fly Fishing Along Florida's West Central Gulf Coast



Capt. Bryon Chamberlin

(813) 361-8801

captbryon@yahoo.com

www.barbedsteel.com



JIM SWANN'S



Complete Fly Fishing Shop
Rods - Reels - Hand Tied Flies - Materials
Guide Service

Classes in Flying Tying and Casting

352-567-6029

13650 So. 98 By Pass
Dade City, FL 33525



CAPT. JOHN HAND

U.S.C.G. License # 00000000000000000000



FLY FISHING & LIGHT TACKLE CHARTERS

FLY CASTING INSTRUCTION

SOUTH TAMPA BAY, FLORIDA

REDFISH • SNOOK • SHARK • TARPON

239-842-7778

www.redfishsnooksharktarpon.com

2014 Member Application
Tampa Bay Fly Fishing Club

Name: _____

Date: _____

Mailing address: _____

City: _____ State: ___ Zip: _____

Hm. Phone: _____ Wk. Phone: _____

Email address: _____

Type of Membership: _____

Please Check: One Year _____ Five Year _____

Please list names you wish to include in family membership

Annual Dues: \$25.00 Individual Membership

\$35.00 Family Membership

\$95.00 Corporate Single Membership

(includes one membership and Ad Space)

\$120.00 Corporate Double Membership

(includes two memberships or family membership and

Ad Space in Newsletter)

Five-year dues: \$100.00 Individual Membership

\$140.00 Family Membership

Please make check payable to: Tampa Bay Fly Fishing Club C/o Rick Valeri, 1404
Oxfordshire Ct. Brandon, 33510